

Last information update: April 2025

Product configuration: R283.01

R283.01: body Ø 92 mm - flood optic - 19.7W 2106lm - 3000K - CRI 90 - White



Product code

R283.01: body Ø 92 mm - flood optic - 19.7W 2106lm - 3000K - CRI 90 - White

Technical description

Adjustable spotlight with adapter for installation on a mains voltage track. Luminaire made of die-cast aluminium. Spotlight double adjustability allows a 360° rotation about the vertical axis and 90° tilting relative to the horizontal plane. Built-in dimmable DALI ballast. Luminaire complete with C.O.B. technology LED unit in warm white colour 3000K. Anti-scratch reflector made of P.V.D (physical vapour deposition) aluminium that can provide optimum performance in terms of light efficiency. Flood optic. Possibility of installing a flat accessory, like a glass cover or an elliptical distribution refractor. Interchangeable reflectors that can be ordered as an accessory.

Installation

On an electrified track or special base

Colour

White (01)

Weight (Kg)

0.78

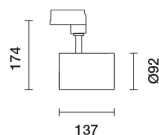
Mounting

three circuit track

Wiring

Product complete with DALI components.

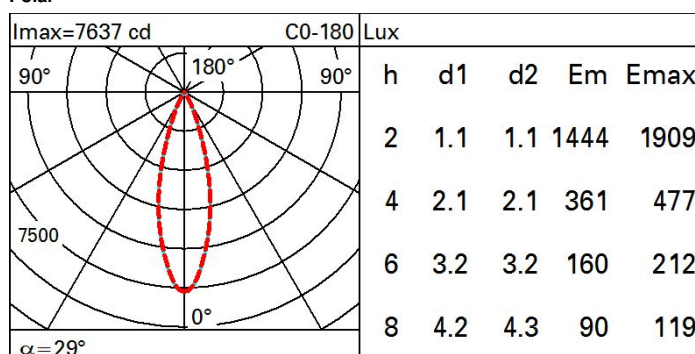
Complies with EN60598-1 and pertinent regulations



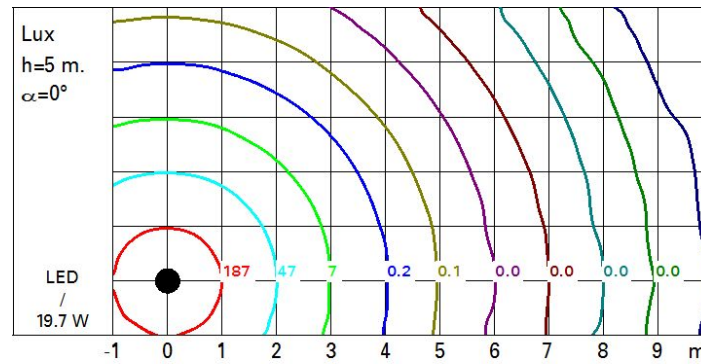
Technical data

lm system:	2106	Life Time LED 1:	> 50,000h - L90 - B10 (Ta 25°C)
W system:	19.7	Lamp code:	LED
lm source:	2340	Number of lamps for optical assembly:	1
W source:	17	ZVEI Code:	LED
Luminous efficiency (lm/W, real value):	106.9	Number of optical assemblies:	1
lm in emergency mode:	-	Power factor:	See installation instructions
Total light flux at or above an angle of 90° [Lm]:	0	Inrush current:	5 A / 50 µs
Light Output Ratio (L.O.R.) [%]:	90	Maximum number of luminaires of this type per miniature circuit breaker:	B10A: 31 luminaires B16A: 50 luminaires C10A: 52 luminaires C16A: 85 luminaires
Beam angle [°]:	29°	Minimum dimming %:	1
CRI (minimum):	90	Overvoltage protection:	4kV Common mode & 2kV Differential mode
Colour temperature [K]:	3000	Control:	DALI-2
MacAdam Step:	2		

Polar



Isolux



UGR diagram

Corrected UGR values (at 2340 lm bare lamp luminous flux)											
Reflect.:		viewed crosswise					viewed endwise				
ceiling		0.70	0.70	0.50	0.50	0.30	0.70	0.70	0.50	0.50	0.30
walls		0.50	0.30	0.50	0.30	0.30	0.50	0.30	0.50	0.30	0.30
work pl.		0.20	0.20	0.20	0.20	0.20	0.20	0.20	0.20	0.20	0.20
Room dim		viewed crosswise					viewed endwise				
x	y										
2H	2H	5.5	6.0	5.8	6.3	6.5	5.0	5.6	5.3	5.8	6.0
	3H	5.4	5.9	5.7	6.1	6.4	4.9	5.4	5.2	5.6	5.9
	4H	5.3	5.8	5.7	6.0	6.3	4.8	5.3	5.2	5.6	5.9
	6H	5.2	5.7	5.6	6.0	6.3	4.8	5.2	5.1	5.5	5.8
	8H	5.2	5.6	5.6	5.9	6.3	4.7	5.1	5.1	5.4	5.8
	12H	5.2	5.5	5.5	5.9	6.2	4.7	5.1	5.1	5.4	5.8
4H	2H	5.3	5.8	5.6	6.0	6.3	4.8	5.3	5.2	5.6	5.9
	3H	5.2	5.6	5.6	5.9	6.2	4.7	5.1	5.1	5.4	5.8
	4H	5.1	5.4	5.5	5.8	6.2	4.6	5.0	5.0	5.3	5.7
	6H	5.0	5.3	5.4	5.7	6.1	4.5	4.8	5.0	5.2	5.6
	8H	5.0	5.2	5.4	5.6	6.1	4.5	4.8	4.9	5.2	5.6
	12H	4.9	5.2	5.4	5.6	6.0	4.4	4.7	4.9	5.1	5.6
8H	4H	5.0	5.2	5.4	5.6	6.1	4.5	4.8	4.9	5.2	5.6
	6H	4.9	5.1	5.3	5.5	6.0	4.4	4.6	4.9	5.1	5.5
	8H	4.8	5.0	5.3	5.5	6.0	4.3	4.5	4.8	5.0	5.5
	12H	4.8	4.9	5.3	5.4	5.9	4.3	4.5	4.8	4.9	5.5
12H	4H	4.9	5.2	5.4	5.6	6.0	4.4	4.7	4.9	5.1	5.6
	6H	4.8	5.0	5.3	5.5	6.0	4.3	4.5	4.8	5.0	5.5
	8H	4.8	4.9	5.3	5.4	5.9	4.3	4.5	4.8	4.9	5.5
Variations with the observer position at spacing:											
S =		1.0H	6.9 / -11.0				6.9 / -11.3				
		1.5H	9.7 / -12.9				9.7 / -13.2				
		2.0H	11.7 / -14.7				11.7 / -15.2				