

## Light Up

Design iGuzzini

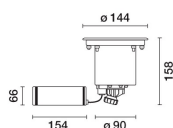
iGuzzini

Last information update: May 2025

### Product configuration: E126+X197.04

E126: Recessed floor luminaire Earth D=144 mm - Neutral White - Adjustable Spot optic - DALI

X197.04: Plastic casing for installation on floors + end cap - Black



### Product code

E126: Recessed floor luminaire Earth D=144 mm - Neutral White - Adjustable Spot optic - DALI

### Technical description

Recessed luminaire applicable to the floor or ground, designed for fitting monochrome white LED sources, for illumination, adjustable optic, with incorporated electronic control gear. The round frame has a diameter D=144 mm; the body and frame are made of AISI 304 stainless steel with sodium-calcium extra clear glass, thickness 12mm. Stainless steel body coated with black paint. The luminaire is secured to the outer casing by means of two TORX-type screws that ensure proper anchoring. Inclusive of LED circuit, methacrylate lens and black plastic cover. The luminaire is supplied with an external orientation system (patent pending), without having to open the product, inclusive of double graduated scale: 0-30° with respect to horizontal plane and ±90° with respect to vertical axis. Black plastic (PPS) external box containing the power supply unit. The product is wired using an A2 stainless steel cable gland, with type-H07RNF 4x1 mm<sup>2</sup> outgoing power cable (L=1200 mm). The cable is equipped with an anti-transpiration device (IP68) consisting of a silicone seal placed on the power cable and housed inside the power supply box. The outer casing for installation can be ordered separately from the plastic optical assembly. The assembly made up of the frame, optical assembly and outer casing guarantees 5000 kg resistance to static loads. Maximum glass surface temperature is lower than 40°C.

### Installation

The product is secured to the outer casing by means of two TORX-type screws. The luminaire can be installed recessed, floor-standing, using an outer casing or on the ground.

### Colour

Steel (13)

### Weight (Kg)

1.91

### Mounting

Floor recessed|ground recessed

### Wiring

Product inclusive of 220-240 VAC DALI dimmable electronic control gear positioned in a separate box from the optical assembly and with outgoing cable.


### Notes

IP68 protection rating for both the product and the power cable using IP68 connectors \* The product is not deemed suitable for installation in pools and fountains.

Complies with EN60598-1 and pertinent regulations



withstand a static load of up to 50000 N and to resist drive-over stress by vehicles with tires. The fixtures cannot be used in lanes subjected to horizontal stresses due to acceleration, braking and / or changes of direction.



### Accessory code

X197.04: Plastic casing for installation on floors + end cap - Black

### Technical description

Made of plastic (polypropylene). Inclusive of front cap with system for extracting the cables and double cable entry.

### Installation

Floor-standing (concrete)

### Colour

Black (04)

### Weight (Kg)

0.88

### Mounting

ground surface|Floor recessed|ground recessed

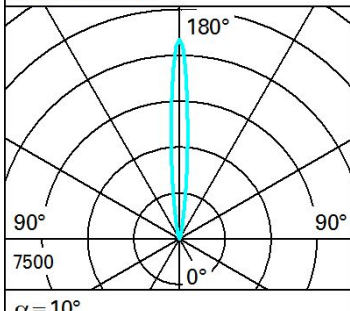
Complies with EN60598-1 and pertinent regulations



# Technical data

Im system:	600	Life Time LED 2:	99,000h - L80 - B10 (Ta 40°C)
W system:	8.8	Lamp code:	LED
Im source:	750	Number of lamps for optical assembly:	1
W source:	6.1	ZVEI Code:	LED
Luminous efficiency (Im/W, real value):	68.2	Number of optical assemblies:	1
Im in emergency mode:	-	Intervall temperatura ambiente:	from -25°C to 50°C.
Total light flux at or above an angle of 90° [Lm]:	600	Power factor:	See installation instructions
Light Output Ratio (L.O.R.) [%]:	80	Inrush current:	5 A / 50 µs
Beam angle [°]:	10°	Maximum number of luminaires of this type per miniature circuit breaker:	B10A: 31 luminaires B16A: 50 luminaires C10A: 52 luminaires C16A: 85 luminaires
CRI (minimum):	80	Minimum dimming %:	1
Colour temperature [K]:	4000	Overvoltage protection:	4kV Common mode & 3kV Differential mode
MacAdam Step:	2	Control:	DALI-2
Life Time LED 1:	98,000h - L80 - B10 (Ta 25°C)		

# Polar

Imax=10868 cd		Lux			
		h	d	Em	E <sub>max</sub>
	180°	8	1.4	126	170
	90°	16	2.8	32	42
	0°	24	4.2	14	19
	0°	32	5.6	8	11

# UGR diagram

Corrected UGR values (at 750 lm bare lamp luminous flux)											
Reflect.:		viewed crosswise					viewed endwise				
ceiling	walls	0.70	0.70	0.50	0.50	0.30	0.70	0.70	0.50	0.50	0.30
work pl.	Room dim	0.50	0.30	0.50	0.30	0.30	0.50	0.30	0.50	0.30	0.30
x	y	0.20	0.20	0.20	0.20	0.20	0.20	0.20	0.20	0.20	0.20
2H	2H	5.7	7.6	6.0	7.9	8.2	5.7	7.6	6.0	7.9	8.2
	3H	5.6	6.9	6.0	7.2	7.5	5.6	6.9	6.0	7.2	7.5
	4H	5.6	6.5	6.0	6.9	7.2	5.6	6.5	6.0	6.8	7.2
	6H	5.6	6.3	5.9	6.6	6.9	5.6	6.2	5.9	6.6	6.9
	8H	5.5	6.3	5.9	6.6	7.0	5.5	6.3	5.9	6.6	7.0
4H	12H	5.4	6.3	5.8	6.7	7.1	5.4	6.3	5.8	6.7	7.0
	2H	5.6	6.5	6.0	6.8	7.2	5.6	6.5	6.0	6.9	7.2
	3H	5.5	6.4	5.9	6.7	7.1	5.5	6.4	5.9	6.7	7.1
	4H	5.3	6.5	5.7	6.9	7.3	5.3	6.5	5.7	6.9	7.3
	6H	5.0	6.7	5.5	7.2	7.6	5.0	6.7	5.5	7.1	7.6
8H	12H	4.9	6.7	5.4	7.2	7.7	4.9	6.7	5.4	7.2	7.7
	2H	4.8	6.7	5.3	7.1	7.6	4.8	6.6	5.3	7.1	7.6
	3H	4.9	6.7	5.4	7.2	7.7	4.9	6.7	5.4	7.2	7.7
	4H	4.8	6.4	5.4	6.9	7.4	4.8	6.4	5.4	6.9	7.4
	6H	4.9	6.1	5.4	6.6	7.1	4.9	6.1	5.4	6.6	7.1
12H	12H	5.1	5.7	5.6	6.2	6.8	5.1	5.7	5.6	6.2	6.8
	4H	4.8	6.6	5.3	7.1	7.6	4.8	6.7	5.3	7.1	7.6
	6H	4.9	6.1	5.4	6.6	7.1	4.9	6.1	5.4	6.6	7.1
	8H	5.1	5.7	5.6	6.2	6.8	5.1	5.7	5.6	6.2	6.8
Variations with the observer position at spacing:											
S =		1.0H	4.1	-5.6			4.1	-5.6			
		1.5H	6.7	-7.8			6.7	-7.8			
		2.0H	8.7	-9.4			8.7	-9.4			