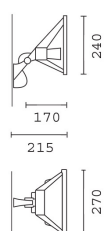


Last information update: May 2025

Product configuration: TXE3.01TXE3.01: Spotlight with arm and swivel joint - Neutral White LED - DALI electronic control gear - Very Wide Flood optic - 43.9W
3936lm - 4000K - White**Product code**TXE3.01: Spotlight with arm and swivel joint - Neutral White LED - DALI electronic control gear - Very Wide Flood optic - 43.9W
3936lm - 4000K - White **Attention! Code no longer in production****Technical description**

Spotlight for exteriors, designed to use Neutral White LED lamps, built-in dimmable DALI electronic control gear and a Very Wide Flood optic. Can be ground, floor or wall mounted (using screw anchors) or installed on pole mounting systems. Consists of an optical assembly, an arm with a swivel joint and a glass-holding frame. The optical assembly, arm with swivel joint and glass-holding frame are made of EN1706AC 46100LF aluminium alloy and subjected to a multi-step, pre-treatment process, in which the main phases are degreasing, fluorozirconation (a protective surface film) and sealing (with a nano-structured silane layer). The following painting stage consists of a primer and a liquid acrylic paint, cured at 150°C, with a high level of weather and UV ray resistance. The 4 mm thick, tempered, sodium-calcium, closing glass is colourless, transparent and comes complete with a seal. The seal is made of black EPDM, 50 shore rubber. The product comes complete with a neutral white, monochrome LED circuit, an optic with an anodised super-pure aluminium reflector, a black optic cover with a methacrylate screen and a built-in electronic ballast. The frame comes complete with steel retaining cables. The arm with the swivel joint allows it to be adjusted vertically by 145° (-90°+55°) and horizontally by 360°. The product is supplied with a nickel-plated brass cable gland and a L=500mm outlet cable for connecting directly to the mains voltage. All external screws used are made of A2 stainless steel.

Installation

The luminaire can be floor, ceiling or wall-mounted using the arm with the swivel joint that can be secured with screw anchors (Fisher type or similar) for concrete, cement and solid brick or using one of the various available accessories (like the mounting box and the various plates).. It can also be installed on poles using steel flanges (suitable for 40÷60mm and 60÷102mm diameters) combined with the appropriate mounting boxes.

Colour

Grey / Yellow (73)

Weight (Kg)

2.38

Mounting

wall arm|ground surface|wall surface|ground anchored|pole-top side entry|wall bracket|surface box|ceiling surface|free standing

Wiring

Control gear complete with dimmable DALI electronic ballast (220÷240Vac 50/60Hz)

Notes

Overvoltage protection: 2kV Common Mode (CM), 1kV Differential Mode (DM) If the mounting box with SPD (cod.TXE4) accessory is used, the overvoltage protection must be increased to 10kV/10kV (CM/DM).

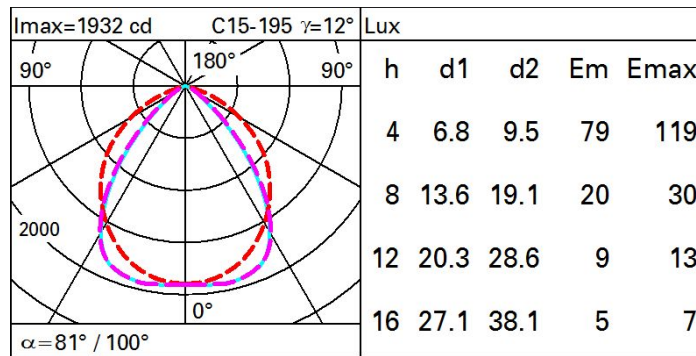
Complies with EN60598-1 and pertinent regulations

**Technical data**

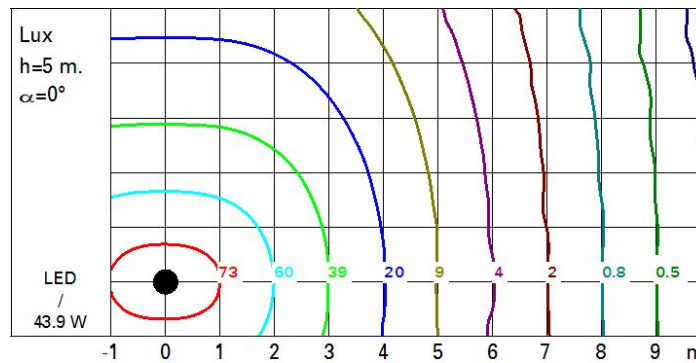
Im system:	3936	Life Time LED 2:	69,000h - L80 - B10 (Ta 40°C)
W system:	43.9	Lamp code:	LED
Im source:	4800	Number of lamps for optical assembly:	1
W source:	39	ZVEI Code:	LED
Luminous efficiency (Im/W, real value):	89.7	Number of optical assemblies:	1
Im in emergency mode:	-	Intervallo temperatura ambiente:	from -20°C to +35°C. (*)
Total light flux at or above an angle of 90° [Lm]:	0	Power factor:	See installation instructions
Light Output Ratio (L.O.R.) [%]:	82	Inrush current:	28 A / 165 µs
Beam angle [°]:	80° / 100°	Maximum number of luminaires of this type per miniature circuit breaker:	B10A: 17 luminaires B16A: 28 luminaires C10A: 29 luminaires C16A: 47 luminaires
CRI (minimum):	80	Minimum dimming %:	1
Colour temperature [K]:	4000	Overvoltage protection:	2kV Common mode & 1kV Differential mode
MacAdam Step:	2	Control:	DALI-2
Life Time LED 1:	100,000h - L80 - B10 (Ta 25°C)		

* Preliminary data

Polar



Isolux



UGR diagram

Corrected UGR values (at 4800 lm bare lamp luminous flux)											
Reflect.:		viewed crosswise					viewed endwise				
ceiling		0.70	0.70	0.50	0.50	0.30	0.70	0.70	0.50	0.50	0.30
walls		0.50	0.30	0.50	0.30	0.30	0.50	0.30	0.50	0.30	0.30
work pl.		0.20	0.20	0.20	0.20	0.20	0.20	0.20	0.20	0.20	0.20
Room dim											
x	y										
2H	2H	27.6	28.6	27.9	28.8	29.1	32.3	33.3	32.6	33.5	33.8
	3H	27.6	28.5	28.0	28.8	29.0	32.4	33.2	32.7	33.5	33.8
	4H	27.6	28.4	27.9	28.7	29.0	32.3	33.1	32.7	33.4	33.7
	6H	27.5	28.2	27.9	28.6	28.9	32.2	33.0	32.6	33.3	33.6
	8H	27.5	28.2	27.9	28.5	28.9	32.2	32.9	32.6	33.2	33.6
	12H	27.5	28.1	27.8	28.5	28.8	32.2	32.8	32.6	33.2	33.5
4H	2H	28.3	29.0	28.6	29.4	29.7	33.2	34.0	33.5	34.3	34.6
	3H	28.3	29.0	28.7	29.3	29.7	33.3	34.0	33.7	34.4	34.7
	4H	28.3	28.9	28.7	29.2	29.6	33.3	33.9	33.7	34.3	34.7
	6H	28.2	28.7	28.6	29.1	29.5	33.3	33.8	33.7	34.2	34.6
	8H	28.2	28.6	28.6	29.1	29.5	33.2	33.7	33.7	34.1	34.6
	12H	28.1	28.5	28.6	29.0	29.4	33.2	33.6	33.6	34.0	34.5
8H	4H	28.4	28.8	28.8	29.2	29.7	33.2	33.7	33.7	34.1	34.5
	6H	28.3	28.7	28.8	29.1	29.6	33.2	33.5	33.6	34.0	34.5
	8H	28.3	28.6	28.7	29.0	29.6	33.1	33.4	33.6	33.9	34.4
	12H	28.2	28.5	28.7	29.0	29.5	33.1	33.3	33.6	33.8	34.4
12H	4H	28.3	28.7	28.8	29.2	29.6	33.2	33.6	33.6	34.0	34.5
	6H	28.3	28.6	28.7	29.1	29.6	33.1	33.4	33.6	33.9	34.4
	8H	28.2	28.5	28.7	29.0	29.5	33.1	33.3	33.6	33.8	34.4
Variations with the observer position at spacing:											
S =		1.0H	1.4	-2.7				0.5	-0.5		
		1.5H	2.3	-5.1				0.7	-1.5		
		2.0H	3.5	-6.8				1.8	-2.0		