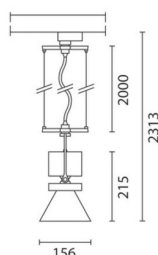



Last information update: May 2024

Product configuration: MP77+J005

MP77: Medium body spotlight - warm white - electronic ballast and dimmer - flood optic

J005: Suspension L = 500 mm

**Product code**MP77: Medium body spotlight - warm white - electronic ballast and dimmer - flood optic **Attention! Code no longer in production****Technical description**

Pendant luminaire equipped with a ballast unit made of die-cast aluminium and thermoplastic material. The pendant system consists of steel cables L=2000 that provide a simple mechanical anchoring system. Having been rotated and tilted, the luminaire can be locked mechanically in position to ensure efficient light aiming (even during maintenance operations). Luminaire for high output LED lamp with monochrome emission in a warm white colour tone (3000K). Dimmable electronic ballast. Equipped with an accessory holding ring designed to contain a flat accessory. Another external component can also be applied, selected from directional flaps and an asymmetric screen. All external accessories rotate 360° about the spotlight longitudinal axis.

Installation

Ceiling-mounted using the ballast unit included.

Colour

Grey (15)

Mounting

ceiling pendant

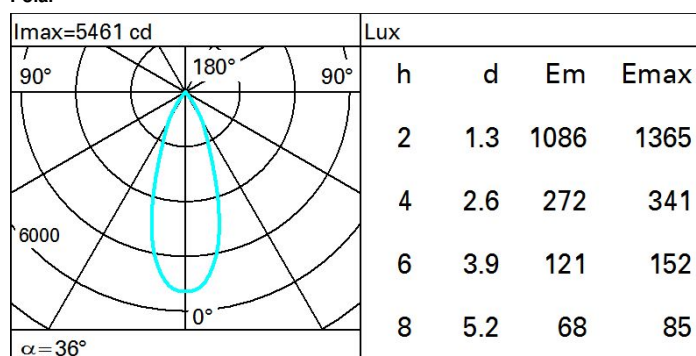
Wiring

The dimmable electronic components are housed in the luminaire.

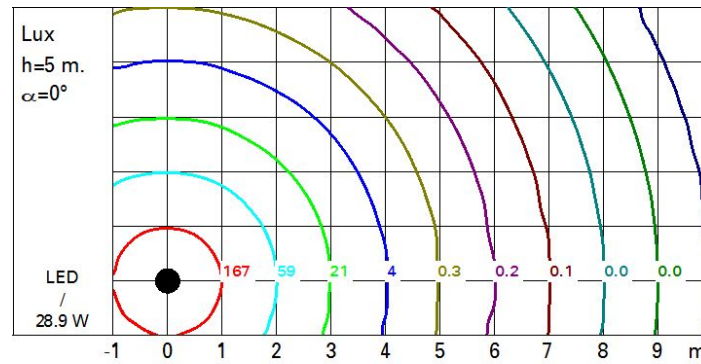
Complies with EN60598-1 and pertinent regulations

**Technical data**

Im system:	2440	CRI:	90
W system:	28.9	Colour temperature [K]:	3000
Im source:	3300	MacAdam Step:	2
W source:	25	Life Time LED 1:	50,000h - L80 - B10 (Ta 25°C)
Luminous efficiency (Im/W, real value):	84.4	Lamp code:	LED
Im in emergency mode:	-	Number of lamps for optical assembly:	1
Total light flux at or above an angle of 90° [Lm]:	0	ZVEI Code:	LED
Light Output Ratio (L.O.R.) [%]:	74	Number of optical assemblies:	1
Beam angle [°]:	36°	Control:	Completo di dimmer

Polar

Isolux



UGR diagram

Corrected UGR values (at 3300 lm bare lamp luminous flux)											
Reflect.:		viewed crosswise					viewed endwise				
ceiling		0.70	0.70	0.50	0.50	0.30	0.70	0.70	0.50	0.50	0.30
walls		0.50	0.30	0.50	0.30	0.30	0.50	0.30	0.50	0.30	0.30
work pl.		0.20	0.20	0.20	0.20	0.20	0.20	0.20	0.20	0.20	0.20
Room dim		x					y				
2H	2H	15.3	15.9	15.5	16.1	16.3	15.3	15.9	15.5	16.1	16.3
	3H	15.1	15.7	15.4	15.9	16.2	15.1	15.7	15.4	15.9	16.2
	4H	15.1	15.6	15.4	15.9	16.2	15.1	15.6	15.4	15.9	16.2
	6H	15.0	15.5	15.3	15.8	16.1	15.0	15.4	15.3	15.8	16.1
	8H	14.9	15.4	15.3	15.7	16.1	14.9	15.4	15.3	15.7	16.1
	12H	14.9	15.3	15.3	15.7	16.0	14.9	15.3	15.3	15.7	16.0
4H	2H	15.1	15.6	15.4	15.9	16.2	15.1	15.6	15.4	15.9	16.2
	3H	14.9	15.3	15.3	15.7	16.0	14.9	15.3	15.3	15.7	16.0
	4H	14.8	15.2	15.2	15.6	16.0	14.8	15.2	15.2	15.6	16.0
	6H	14.7	15.1	15.2	15.5	15.9	14.7	15.1	15.2	15.5	15.9
	8H	14.7	15.0	15.1	15.4	15.9	14.7	15.0	15.1	15.4	15.9
	12H	14.7	14.9	15.1	15.4	15.8	14.6	14.9	15.1	15.4	15.8
8H	4H	14.7	15.0	15.1	15.4	15.9	14.7	15.0	15.1	15.4	15.9
	6H	14.6	14.9	15.1	15.3	15.8	14.6	14.9	15.1	15.3	15.8
	8H	14.6	14.8	15.0	15.2	15.7	14.6	14.8	15.0	15.2	15.7
	12H	14.5	14.7	15.0	15.2	15.7	14.5	14.7	15.0	15.2	15.7
12H	4H	14.6	14.9	15.1	15.4	15.8	14.7	14.9	15.1	15.4	15.8
	6H	14.6	14.8	15.0	15.2	15.7	14.6	14.8	15.0	15.2	15.7
	8H	14.5	14.7	15.0	15.2	15.7	14.5	14.7	15.0	15.2	15.7
Variations with the observer position at spacing:											
S =		1.0H	5.8 / -12.8				5.8 / -12.8				
		1.5H	8.6 / -14.2				8.6 / -14.2				
		2.0H	10.6 / -15.7				10.6 / -15.7				