


Last information update: April 2024

Product configuration: Q429+QH96.12

Q429: Minimal initial moduleDown Office / Working UGR < 19L 3594

QH96.12: Plate - Down - Office / Working UGR < 19 - DALI - Warm LED - L 3588 - 45.3W 5436lm - 3000K - Aluminium



Product code

Q429: Minimal initial moduleDown Office / Working UGR < 19L 3594

Technical description

Initial profile in extruded aluminium - Minimal (frameless) version for flush with ceiling mounting; micro-prismatic screen for controlled luminance emission UGR < 19 - 3000 cd/m2 (working lighting); screen set up for connecting several lengths by overlapping.

Installation

Installation can be recessed, surface, ceiling and pendant-mounted using suitable accessories to be ordered separately. The initial modules can be used individually for various applications if completed with accessory caps and the required LED module.

Colour

White (01)* | Aluminium (12)*

Weight (Kg)

8.5

* Colours on request

Mounting

ceiling recessed|wall surface|ceiling surface|ceiling pendant

Wiring

Set up to house the LED modules required by the system.

Notes

Take care with the system configuration. To make continuous lines of lighting, use the intermediate modules. To complete a continuous line correctly there must always be an initial module at the start or end of the composition.

Complies with EN60598-1 and pertinent regulations



Product code

QH96.12: Plate - Down - Office / Working UGR < 19 - DALI - Warm LED - L 3588 - 45.3W 5436lm - 3000K - Aluminium

Technical description

LED module set up for housing in initial or intermediate system profiles, ideal for particularly long light lines. High efficiency down emission for Working profiles (with a controlled luminance micro-prismatic screen). DALI dimmable electronic control gear integrated in the luminaire. Extruded aluminium heat sink; high emission yield flux enhancer. Warm 3000K LED

Installation

Module insertion on profiles facilitated by a quick coupling system.

Colour

Indeterminate (00)

Weight (Kg)

4.1

Wiring

Quick coupling terminal block connection to simplify connections between the subsequent modules. Complete with integrated dimmable digital DALI control gear.

Notes

Important: the triple length intermediate luminous module can be used for both initial profiles - L 3594 - for stand-alone applications, and intermediate profiles - L 3594 - for continuous line applications.

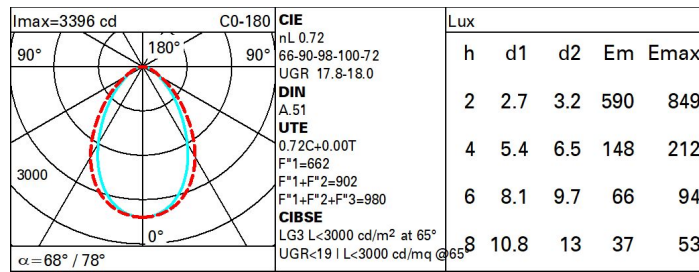
Complies with EN60598-1 and pertinent regulations



Technical data

Im system:	5436	Colour temperature [K]:	3000
W system:	45.3	MacAdam Step:	3
Im source:	7550	Life Time LED 1:	> 50,000h - L90 - B10 (Ta 25°C)
W source:	41	Voltage [Vin]:	230
Luminous efficiency (Im/W, real value):	120	Lamp code:	LED
Im in emergency mode:	-	Number of lamps for optical assembly:	1
Total light flux at or above an angle of 90° [Lm]:	0	ZVEI Code:	LED
Light Output Ratio (L.O.R.) [%]:	72	Number of optical assemblies:	1
CRI (minimum):	80		

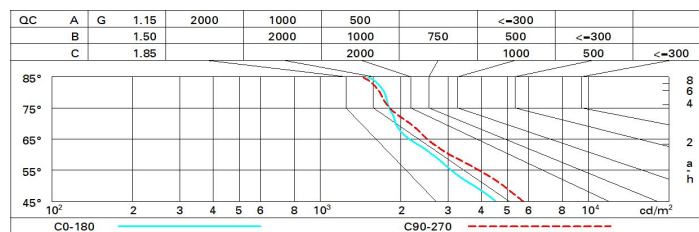
Polar



Utilisation factors

R	77	75	73	71	55	53	33	00	DRR
K0.8	54	47	43	40	47	43	42	38	53
1.0	58	52	48	45	51	48	47	43	60
1.5	64	60	56	53	59	56	55	51	71
2.0	68	64	61	59	63	61	60	56	78
2.5	70	67	65	63	66	64	63	60	83
3.0	71	69	67	65	68	66	65	62	86
4.0	73	71	70	68	70	68	67	64	89
5.0	74	72	71	70	71	70	69	66	91

Luminance curve limit



UGR diagram

Corrected UGR values (at 7550 lm bare lamp luminous flux)											
Reflect.: ceiling/cav walls work pl. Room dim x y		0.70	0.70	0.50	0.50	0.30	0.70	0.70	0.50	0.50	0.30
		0.50	0.30	0.50	0.30	0.30	0.50	0.30	0.50	0.30	0.30
		0.20	0.20	0.20	0.20	0.20	0.20	0.20	0.20	0.20	0.20
		viewed crosswise					viewed endwise				
2H	2H	15.5	16.5	15.8	16.7	17.0	16.6	17.5	16.9	17.8	18.1
	3H	16.2	17.1	16.5	17.4	17.7	16.8	17.6	17.1	17.9	18.2
	4H	16.5	17.4	16.9	17.7	18.0	16.8	17.6	17.2	17.9	18.3
	6H	16.8	17.6	17.2	17.9	18.2	16.8	17.5	17.2	17.9	18.2
	8H	16.9	17.7	17.3	18.0	18.3	16.8	17.5	17.1	17.8	18.2
	12H	17.0	17.7	17.4	18.0	18.4	16.7	17.4	17.1	17.8	18.1
4H	2H	15.9	16.7	16.2	17.0	17.3	17.4	18.3	17.8	18.6	18.9
	3H	16.8	17.5	17.2	17.8	18.2	17.8	18.5	18.2	18.9	19.2
	4H	17.2	17.8	17.6	18.2	18.6	17.9	18.6	18.3	18.9	19.3
	6H	17.6	18.1	18.0	18.5	19.0	18.0	18.6	18.5	19.0	19.4
	8H	17.8	18.3	18.2	18.7	19.1	18.0	18.5	18.5	19.0	19.4
	12H	17.9	18.3	18.3	18.7	19.2	18.0	18.5	18.5	18.9	19.4
8H	4H	17.4	17.9	17.8	18.3	18.7	18.3	18.8	18.8	19.2	19.7
	6H	17.9	18.3	18.4	18.8	19.2	18.5	18.9	19.0	19.4	19.9
	8H	18.1	18.5	18.6	18.9	19.4	18.6	19.0	19.1	19.5	20.0
	12H	18.3	18.6	18.8	19.1	19.6	18.7	19.0	19.2	19.5	20.0
12H	4H	17.4	17.8	17.8	18.2	18.7	18.4	18.8	18.9	19.3	19.7
	6H	17.9	18.3	18.4	18.8	19.3	18.6	19.0	19.1	19.5	20.0
	8H	18.2	18.5	18.7	19.0	19.5	18.8	19.1	19.3	19.6	20.1
Variations with the observer position at spacing:											
S =		1.0H	0.4 / -0.5		0.3 / -0.4						
		1.5H	0.5 / -1.0		0.7 / -1.2						
		2.0H	1.1 / -1.4		1.6 / -1.6						