

Led Tube


Design iGuzzini

iGuzzini

Last information update: October 2023

Product configuration: BJ49+BZN5.13

BJ49: Wall-/ceiling-mounted luminaires - Neutral White LEDs - external power supply Vin=24V dc - L=1215mm - Diffusing Optic
BZN5.13: Pair of stainless steel supporting arms L=60mm - Steel



Product code

BJ49: Wall-/ceiling-mounted luminaires - Neutral White LEDs - external power supply Vin=24V dc - L=1215mm - Diffusing Optic

Attention! Code no longer in production

Technical description

Direct light luminaire, designed to use Neutral White monochrome LED lamps, with diffusing optic. Ceiling-/wall-mounted. Consists of a body and supports for installation, to be ordered separately. Extruded polycarbonate cylindrical body with semi-transparent (etched) finish and anti-UV treatment; die-cast Zamak cover plates and cable gland supports with opaque nickel galvanic treatment, complete with silicone seals. Monochrome version with electronic circuit 24V dc, neutral white LEDs, Dali dimmable using Dali ballast and interface to be ordered separately. Set up for pass-through wiring using a black plastic double PG11 cable gland and double multi-core cable L=500mm. Various wiring accessories are available: IP68 linear connectors for pass-through wiring, DIN bar or surface-mounted 24V dc external power supplies, dimming and control interfaces. All screws used are made of A2 stainless steel. The luminaire technical characteristics conform to EN60598-1 standards and particular requirements.

Installation

Product fixed using AISI304 stainless steel arms, L=60 and 120mm, complete with safety screw, to be ordered separately.

Colour

Chrome / Nitric (A5)

Weight (Kg)

1.36

Mounting

wall arm|wall surface|ceiling surface

Wiring

Luminaire equipped with 24V dc electronic circuit and electronic ballast to be ordered separately. Set up for pass-through wiring using a black plastic double PG11 cable gland and double multi-core cable L=500mm. Available for electrical connections: 2-pin IP68 linear connector, suitable for cables with diameter D=5-13.5mm complete with terminal block for cables with max. section 4mm² and cover plate for connectors.

Notes


Product complete with LED lamp.

Complies with EN60598-1 and pertinent regulations



IK07

IP67



Accessory code

BZN5.13: Pair of stainless steel supporting arms L=60mm - Steel **Attention! Code no longer in production**

Technical description

Pair of AISI304 stainless steel supporting arms for Led Tube L=60mm, complete with safety screw

Installation

For wall-, pavement- and ceiling-mounting Led Tube products. Secure using screw anchors for concrete, cement and solid brick.

Colour

Steel (13)

Weight (Kg)

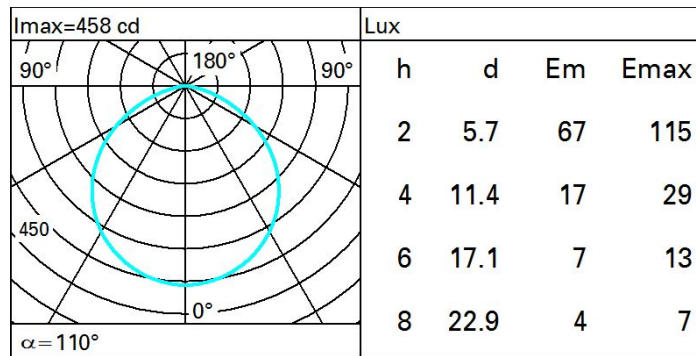
0.04

Complies with EN60598-1 and pertinent regulations

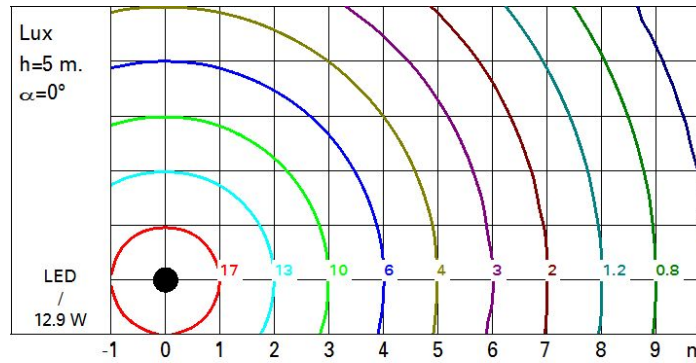
Technical data

Im system:	1242	Life Time LED 1:	50,000h - L80 - B10 (Ta 25°C)
W system:	12.9	Life Time LED 2:	50,000h - L80 - B10 (Ta 40°C)
Im source:	1350	Ballast losses [W]:	3.3
W source:	9.6	Voltage [Vin]:	24
Luminous efficiency (Im/W, real value):	96.3	Lamp code:	LED
Im in emergency mode:	-	Number of lamps for optical assembly:	1
Total light flux at or above an angle of 90° [Lm]:	8	ZVEI Code:	LED
Light Output Ratio (L.O.R.) [%]:	92	Number of optical assemblies:	1
Beam angle [°]:	110°	Intervalllo temperatura ambiente:	from -20°C to +35°C.
CRI (minimum):	80	LED current [mA]:	90
Colour temperature [K]:	4000	Control:	PWM
MacAdam Step:	3		

Polar



Isolux



UGR diagram

Corrected UGR values (at 1350 lm bare lamp luminous flux)											
Reflect.:		viewed crosswise					viewed endwise				
ceiling		0.70	0.70	0.50	0.50	0.30	0.70	0.70	0.50	0.50	0.30
walls		0.50	0.30	0.50	0.30	0.30	0.50	0.30	0.50	0.30	0.30
work pl.		0.20	0.20	0.20	0.20	0.20	0.20	0.20	0.20	0.20	0.20
Room dim		viewed crosswise					viewed endwise				
x	y										
2H	2H	22.4	23.5	22.7	23.8	24.1	22.4	23.5	22.7	23.8	24.1
	3H	23.6	24.6	23.9	24.9	25.2	22.8	23.8	23.2	24.1	24.5
	4H	23.9	24.9	24.3	25.2	25.5	22.9	23.9	23.3	24.2	24.6
	6H	24.1	25.0	24.5	25.3	25.7	23.0	23.9	23.3	24.2	24.6
	8H	24.1	25.0	24.5	25.4	25.7	22.9	23.8	23.3	24.2	24.5
	12H	24.2	25.0	24.6	25.4	25.7	22.9	23.7	23.3	24.1	24.5
4H	2H	22.9	23.9	23.3	24.2	24.6	23.9	24.9	24.3	25.2	25.5
	3H	24.3	25.1	24.7	25.5	25.8	24.5	25.3	24.9	25.7	26.1
	4H	24.7	25.4	25.1	25.8	26.2	24.7	25.4	25.1	25.8	26.2
	6H	25.0	25.6	25.4	26.0	26.5	24.8	25.5	25.3	25.9	26.3
	8H	25.0	25.6	25.5	26.1	26.5	24.9	25.4	25.3	25.9	26.3
	12H	25.1	25.6	25.6	26.1	26.5	24.8	25.4	25.3	25.8	26.3
8H	4H	24.9	25.4	25.3	25.9	26.3	25.0	25.6	25.5	26.1	26.5
	6H	25.2	25.7	25.7	26.2	26.7	25.3	25.7	25.7	26.2	26.7
	8H	25.3	25.7	25.8	26.2	26.7	25.3	25.7	25.8	26.2	26.7
	12H	25.4	25.8	25.9	26.3	26.8	25.3	25.7	25.9	26.2	26.7
12H	4H	24.8	25.4	25.3	25.8	26.3	25.1	25.6	25.6	26.1	26.5
	6H	25.2	25.6	25.7	26.1	26.6	25.3	25.7	25.8	26.2	26.7
	8H	25.3	25.7	25.9	26.2	26.7	25.4	25.8	25.9	26.3	26.8
Variations with the observer position at spacing:											
S =		1.0H	0.1 / -0.1				0.1 / -0.1				
		1.5H	0.4 / -0.6				0.4 / -0.6				
		2.0H	0.6 / -1.0				0.6 / -1.0				