


Last information update: March 2025

Product configuration: R455.39

R455.39: Ø 163 - 3000K - CRI80 - UGR<19 - INVERTER - White / Aluminium



Product code

R455.39: Ø 163 - 3000K - CRI80 - UGR<19 - INVERTER - White / Aluminium

Technical description

Round fixed luminaire designed to use LED lamps with C.o.B. technology. Version with rim for surface-mounting. Reflector vacuum-metallised with aluminium vapours with an anti-scratch protective layer. Dissipater made of painted grey die-cast aluminium. Product complete with LED lamp in warm white colour tone (3000K) and microfilm that is able to guarantee a light beam of UGR<19 L<3000 cd/m², which is ideal for environments with video terminals. Luminaire complete with inverter unit for safety light.

Installation

Recessed using torsion springs which allow easy installation in false ceilings with thicknesses ranging from 1 mm to 20 mm.

Colour

White / Aluminium (39)

Weight (Kg)

1.13

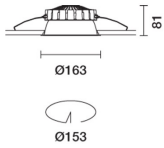
Mounting

ceiling surface

Wiring

Product complete with INVERTER for safety light.

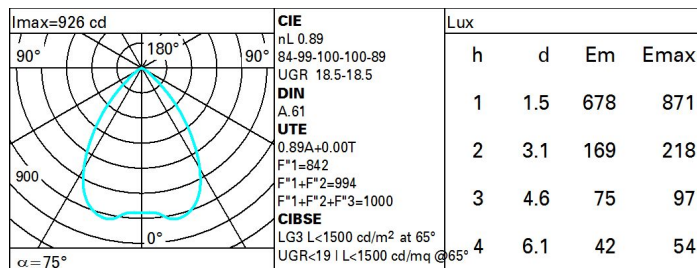
Complies with EN60598-1 and pertinent regulations



Technical data

lm system:	1291	Life Time LED 1:	> 50,000h - L90 - B10 (Ta 25°C)
W system:	13.3	Lamp code:	LED
lm source:	1450	Number of lamps for optical assembly:	1
W source:	8.3	ZVEI Code:	LED
Luminous efficiency (lm/W, real value):	97	Number of optical assemblies:	1
lm in emergency mode:	-	Power factor:	See installation instructions
Total light flux at or above an angle of 90° [Lm]:	0	Inrush current:	20 A / 200 µs
Light Output Ratio (L.O.R.) [%]:	89	Maximum number of luminaires of this type per miniature circuit breaker:	B10A: 14 luminaires B16A: 23 luminaires C10A: 23 luminaires C16A: 39 luminaires
CRI (minimum):	80	Overvoltage protection:	2kV Common mode & 1kV Differential mode
Colour temperature [K]:	3000	Control:	On/off
MacAdam Step:	2		

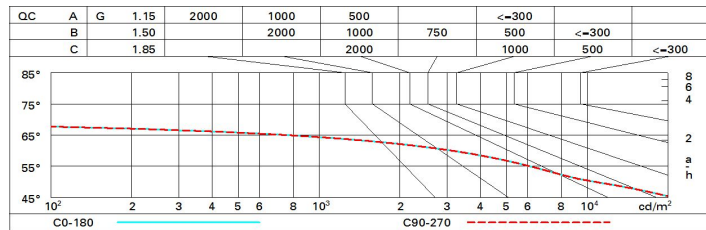
Polar



Utilisation factors

R	77	75	73	71	55	53	33	00	DRR
K0.8	74	68	64	61	67	64	63	59	67
1.0	79	73	70	67	72	69	69	65	73
1.5	85	81	78	75	80	77	76	73	82
2.0	88	85	83	81	84	82	81	78	88
2.5	90	88	86	85	87	85	84	81	91
3.0	92	90	88	87	88	87	86	83	93
4.0	93	91	90	89	90	89	88	85	95
5.0	94	92	91	91	91	90	88	86	96

Luminance curve limit



UGR diagram

Corrected UGR values (at 1450 lm bare lamp luminous flux)											
Reflect.:		viewed crosswise					viewed endwise				
ceiling/cav		0.70	0.70	0.50	0.50	0.30	0.70	0.70	0.50	0.50	0.30
walls		0.50	0.30	0.50	0.30	0.30	0.50	0.30	0.50	0.30	0.30
work pl.		0.20	0.20	0.20	0.20	0.20	0.20	0.20	0.20	0.20	0.20
Room dim											
x	y										
2H	2H	19.0	19.8	19.3	20.0	20.3	19.0	19.8	19.3	20.0	20.3
	3H	18.9	19.5	19.2	19.8	20.1	18.9	19.6	19.2	19.9	20.2
	4H	18.8	19.4	19.1	19.7	20.0	18.8	19.5	19.2	19.8	20.1
	6H	18.7	19.3	19.1	19.6	19.9	18.8	19.3	19.1	19.7	20.0
	8H	18.7	19.2	19.1	19.6	19.9	18.7	19.3	19.1	19.6	20.0
	12H	18.6	19.2	19.0	19.5	19.9	18.7	19.2	19.1	19.6	19.9
4H	2H	18.8	19.5	19.2	19.8	20.1	18.8	19.4	19.1	19.7	20.0
	3H	18.7	19.2	19.1	19.6	19.9	18.7	19.2	19.1	19.6	19.9
	4H	18.6	19.1	19.0	19.4	19.8	18.6	19.1	19.0	19.4	19.8
	6H	18.5	18.9	18.9	19.3	19.7	18.5	18.9	18.9	19.3	19.7
	8H	18.5	18.8	18.9	19.3	19.7	18.5	18.8	18.9	19.3	19.7
	12H	18.4	18.8	18.9	19.2	19.6	18.4	18.8	18.9	19.2	19.6
8H	4H	18.5	18.8	18.9	19.3	19.7	18.5	18.8	18.9	19.3	19.7
	6H	18.4	18.7	18.9	19.1	19.6	18.4	18.7	18.9	19.1	19.6
	8H	18.3	18.6	18.8	19.1	19.6	18.3	18.6	18.8	19.1	19.6
	12H	18.3	18.5	18.8	19.0	19.5	18.3	18.5	18.8	19.0	19.5
12H	4H	18.4	18.8	18.9	19.2	19.6	18.4	18.8	18.9	19.2	19.6
	6H	18.3	18.6	18.8	19.1	19.6	18.3	18.6	18.8	19.1	19.6
	8H	18.3	18.5	18.8	19.0	19.5	18.3	18.5	18.8	19.0	19.5
Variations with the observer position at spacing:											
S =	1.0H	2.4 / -5.9					2.4 / -5.9				
	1.5H	4.6 / -13.0					4.6 / -13.0				
	2.0H	6.6 / -33.9					6.6 / -33.9				