

Last information update: January 2025

Product configuration: RR28

RR28: Dimmable electronic Ø102mm DALI body - Wide Flood optic - Neutral White



Product code

RR28: Dimmable electronic Ø102mm DALI body - Wide Flood optic - Neutral White

Technical description

Adjustable spotlight with adapter for installation on an electrified track or base. High chromatic yield LED lamp with Neutral White (4000K) tone and OptiBeam Lens optic system and Wide Flood optic. Dimmable electronic DALI power supply integrated in product. Luminaire made of die-cast aluminium and thermoplastic material that allows a 360° rotation about the vertical axis and 90° tilting relative to the horizontal plane with mechanical aiming locks. Passive heat dissipation. Spotlight with "Push&Go" system designed to hold up to two flat accessories at the same time. The same system can also be used to apply another external component selected from the directional flaps and anti-glare screen. All internal accessories rotate 360° about the spotlight longitudinal axis.

Installation

Installation on an electrified track or base.

Colour

White (01) | Black (04)

Weight (Kg)

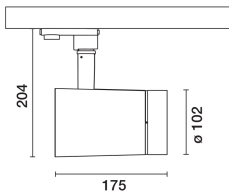
1.33

Mounting

wall surface|ceiling surface

Wiring

Electronic components integrated in product



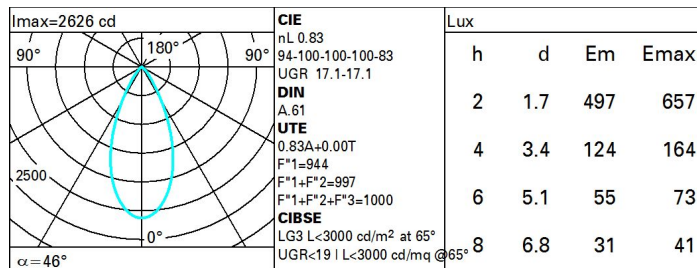
Complies with EN60598-1 and pertinent regulations



Technical data

Im system:	1643	CRI (minimum):	97
W system:	19.9	Colour temperature [K]:	4000
Im source:	1980	MacAdam Step:	2
W source:	18	Life Time LED 1:	> 50,000h - L90 - B10 (Ta 25°C)
Luminous efficiency (lm/W, real value):	82.6	Lamp code:	LED
Im in emergency mode:	-	Number of lamps for optical assembly:	1
Total light flux at or above an angle of 90° [Lm]:	0	ZVEI Code:	LED
Light Output Ratio (L.O.R.) [%]:	83	Number of optical assemblies:	1
Beam angle [°]:	46°	Control:	DALI-2

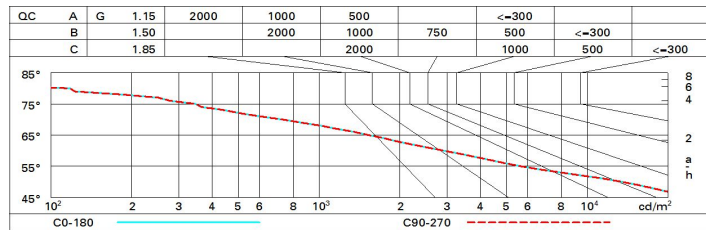
Polar



Utilisation factors

R	77	75	73	71	55	53	33	00	DRR
K0.8	73	68	65	63	68	65	65	62	74
1.0	76	73	70	68	72	69	69	66	79
1.5	81	78	76	74	77	75	74	72	86
2.0	84	82	80	78	80	79	78	76	91
2.5	85	84	82	81	83	81	80	78	94
3.0	87	85	84	83	84	83	82	80	96
4.0	88	87	86	85	85	85	83	81	98
5.0	88	88	87	87	86	86	84	82	99

Luminance curve limit



UGR diagram

Corrected UGR values (at 1980 lm bare lamp luminous flux)											
Reflect.:		viewed crosswise					viewed endwise				
ceiling/cav		0.70	0.70	0.50	0.50	0.30	0.70	0.70	0.50	0.50	0.30
walls		0.50	0.30	0.50	0.30	0.30	0.50	0.30	0.50	0.30	0.30
work pl.		0.20	0.20	0.20	0.20	0.20	0.20	0.20	0.20	0.20	0.20
Room dim											
x	y										
2H	2H	17.7	18.3	18.0	18.5	18.8	17.7	18.3	18.0	18.5	18.8
	3H	17.6	18.1	17.9	18.4	18.7	17.6	18.1	17.9	18.4	18.7
	4H	17.5	18.0	17.8	18.3	18.6	17.5	18.0	17.8	18.3	18.6
	6H	17.4	17.9	17.8	18.2	18.5	17.4	17.9	17.8	18.2	18.5
	8H	17.4	17.8	17.7	18.1	18.5	17.4	17.8	17.7	18.2	18.5
12H	17.3	17.8	17.7	18.1	18.5	17.3	17.8	17.7	18.1	18.5	
4H	2H	17.5	18.0	17.8	18.3	18.6	17.5	18.0	17.8	18.3	18.6
	3H	17.4	17.8	17.7	18.1	18.5	17.3	17.8	17.7	18.1	18.5
	4H	17.3	17.6	17.7	18.0	18.4	17.3	17.6	17.7	18.0	18.4
	6H	17.2	17.5	17.6	17.9	18.3	17.2	17.5	17.6	17.9	18.3
	8H	17.1	17.4	17.6	17.9	18.3	17.1	17.4	17.6	17.9	18.3
12H	17.1	17.4	17.5	17.8	18.2	17.1	17.4	17.5	17.8	18.2	
8H	4H	17.1	17.4	17.6	17.9	18.3	17.1	17.4	17.6	17.9	18.3
	6H	17.0	17.3	17.5	17.7	18.2	17.0	17.3	17.5	17.7	18.2
	8H	17.0	17.2	17.5	17.7	18.2	17.0	17.2	17.5	17.7	18.2
	12H	16.9	17.1	17.4	17.6	18.1	16.9	17.1	17.4	17.6	18.1
12H	4H	17.1	17.4	17.5	17.8	18.2	17.1	17.4	17.5	17.8	18.2
	6H	17.0	17.2	17.5	17.7	18.2	17.0	17.2	17.5	17.7	18.2
	8H	16.9	17.1	17.4	17.6	18.1	16.9	17.1	17.4	17.6	18.1
Variations with the observer position at spacing:											
S =	1.0H	4.1 / -8.9					4.1 / -8.9				
	1.5H	6.8 / -13.9					6.8 / -13.9				
	2.0H	8.8 / -17.5					8.8 / -17.5				