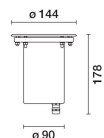


Last information update: April 2024

**Product configuration: BW01+X197.04**

BW01: Floor recessed Earth D=144mm - Warm white - Medium Otic - DALI

X197.04: Plastic casing for installation on floors + end cap - Black

**Product code**BW01: Floor recessed Earth D=144mm - Warm white - Medium Otic - DALI **Attention! Code no longer in production****Technical description**

Recessed luminaire that can be installed in floors or in the ground. It is designed to use white monochrome LED lamps, for lighting, fixed optic with built-in dimming DALI electronic control gear. The D = 144 mm round frame has an AISI 304 stainless steel body and frame and an extra-clear, sodium - calcium tempered glass cover, with a thickness of 12 mm. The stainless steel body is painted black. The luminaire is fixed to the outer casing with two Torx screws that hold it in place. It includes the LED circuit, aluminium OPTI BEAM reflector and black plastic casing cover. The electronic ballast is integrated in the product. The product's wiring system features an A2 stainless steel cable gland with a 1200mm long A075RNF type 4x1 mm<sup>2</sup> output power cable. The cable is equipped with an anti-transpiration device (IP68) that consists of a silicone-coated joint located on the power cable and positioned inside the power supply box. An outer casing is available for installation and it can be ordered separately from the plastic optic assembly. The glass unit, optic assembly, frame and outer casing together guarantee a maximum static load resistance of 5000 kg. The maximum surface temperature of the glass is less than 40°C.

**Installation**

The product is secured to the outer casing with two Torx screws. The luminaire can be installed recessed with outer case in the floor or in the ground.

**Colour**

Steel (13)

**Mounting**

Floor recessed|ground recessed

**Wiring**

Product includes dimming DALI control gear 220÷240Vac.

**Notes**

IP68 degree of protection on the product and cable when using IP68 connectors \* The product is not suitable for installation in swimming pools and fountains. Overvoltage protection: 4KV Common mode, 3,5KV differenzial mode

Complies with EN60598-1 and pertinent regulations



IK10



IP66

10m  
IP68


Complete immersion for limited periods,  
not suitable for use in swimming pools or fountains.



EAC



The lighting fixtures were designed and tested to withstand a static load of up to 50000 N and to resist drive-over stress by vehicles with tires. The fixtures cannot be used in lanes subjected to horizontal stresses due to acceleration, braking and / or changes of direction.

**Accessory code**

X197.04: Plastic casing for installation on floors + end cap - Black

**Technical description**

Made of plastic (polypropylene). Inclusive of front cap with system for extracting the cables and double cable entry.

**Installation**

Floor-standing (concrete)

**Colour**

Black (04)

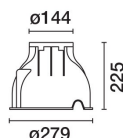
**Weight (Kg)**

0.88

**Mounting**

ground surface|Floor recessed|ground recessed

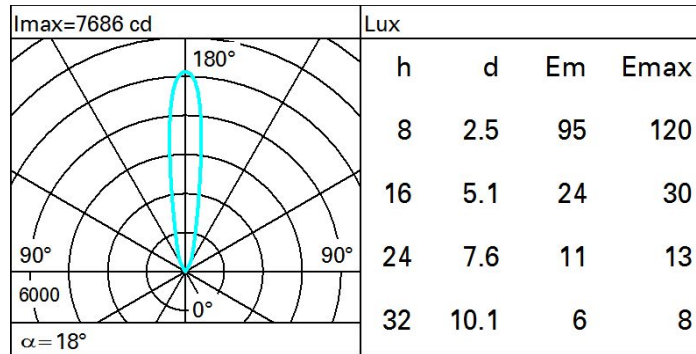
Complies with EN60598-1 and pertinent regulations



# Technical data

Im system:	1240	Colour temperature [K]:	3000
W system:	11.7	MacAdam Step:	2
Im source:	1590	Life Time LED 1:	100,000h - L80 - B10 (Ta 25°C)
W source:	9.8	Life Time LED 2:	100,000h - L80 - B10 (Ta 40°C)
Luminous efficiency (Im/W, real value):	106	Lamp code:	LED
Im in emergency mode:	-	Number of lamps for optical assembly:	1
Total light flux at or above an angle of 90° [Lm]:	1240	ZVEI Code:	LED
Light Output Ratio (L.O.R.) [%]:	78	Number of optical assemblies:	1
Beam angle [°]:	18°	Intervall temperatura ambiente:	from -25°C to 50°C.
CRI (minimum):	80	Control:	DALI

# Polar



# UGR diagram

Corrected UGR values (at 1590 lm bare lamp luminous flux)												
Reflect.:		viewed crosswise					viewed endwise					
ceiling	cav	0.70	0.70	0.50	0.50	0.30	0.70	0.70	0.50	0.50	0.30	
walls		0.50	0.30	0.50	0.30	0.30	0.50	0.30	0.50	0.30	0.30	
work pl.		0.20	0.20	0.20	0.20	0.20	0.20	0.20	0.20	0.20	0.20	
Room dim		viewed crosswise					viewed endwise					
x	y											
2H	2H	6.6	8.7	7.0	9.0	9.3	6.6	8.7	7.0	9.0	9.3	
	3H	6.5	8.0	6.9	8.3	8.7	6.5	8.0	6.9	8.3	8.7	
	4H	6.5	7.7	6.8	8.0	8.4	6.4	7.7	6.8	8.0	8.4	
	6H	6.4	7.4	6.8	7.8	8.1	6.4	7.4	6.8	7.7	8.1	
	8H	6.3	7.4	6.7	7.7	8.1	6.3	7.4	6.7	7.7	8.1	
	12H	6.3	7.4	6.7	7.7	8.1	6.3	7.3	6.7	7.7	8.1	
4H	2H	6.4	7.7	6.8	8.0	8.4	6.5	7.7	6.8	8.0	8.4	
	3H	6.3	7.4	6.7	7.7	8.1	6.3	7.4	6.7	7.7	8.1	
	4H	6.1	7.3	6.6	7.7	8.1	6.1	7.3	6.6	7.7	8.1	
	6H	5.8	7.5	6.3	7.9	8.4	5.8	7.5	6.3	7.9	8.4	
	8H	5.7	7.6	6.2	8.0	8.5	5.7	7.5	6.2	8.0	8.5	
	12H	5.6	7.5	6.1	8.0	8.5	5.6	7.5	6.1	8.0	8.5	
8H	4H	5.7	7.5	6.2	8.0	8.5	5.7	7.6	6.2	8.0	8.5	
	6H	5.6	7.3	6.1	7.8	8.4	5.6	7.3	6.1	7.8	8.4	
	8H	5.6	7.1	6.1	7.6	8.1	5.6	7.1	6.1	7.6	8.1	
	12H	5.8	6.7	6.3	7.2	7.7	5.8	6.7	6.3	7.2	7.7	
12H	4H	5.6	7.5	6.1	8.0	8.5	5.6	7.5	6.1	8.0	8.5	
	6H	5.6	7.1	6.1	7.6	8.1	5.6	7.1	6.1	7.6	8.1	
	8H	5.8	6.7	6.3	7.2	7.7	5.8	6.7	6.3	7.2	7.7	
Variations with the observer position at spacing:												
S =		1.0H	6.9 / -11.9				6.9 / -11.9					
		1.5H	9.7 / -12.3				9.7 / -12.3					
		2.0H	11.7 / -12.3				11.7 / -12.3					