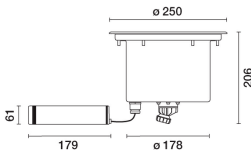


Last information update: March 2025

Product configuration: E174+X209.04

E174: Recessed floor luminaire Earth D=250 mm - Neutral White - Adjustable Spot optic - DALI
 X209.04: Plastic casing for installation on floors + end cap - Black



Product code

E174: Recessed floor luminaire Earth D=250 mm - Neutral White - Adjustable Spot optic - DALI

Technical description

Recessed luminaire applicable to the floor or ground, designed for fitting monochrome white LED sources, for illumination, adjustable optic, with DALI dimmable incorporated electronic control gear. The round frame has a diameter D=250 mm; the body and frame are made of AISI 304 stainless steel with sodium-calcium extra clear glass, thickness 15 mm. Stainless steel body coated with black paint. The luminaire is secured to the outer casing by means of two TORX-type screws that ensure proper anchoring. Inclusive of LED circuit, methacrylate lens and black plastic cover. The luminaire is supplied with an external orientation system (patent pending), without having to open the product, inclusive of double graduated scale: 0-30° with respect to horizontal plane and ±90° with respect to vertical axis. Black plastic (PPS) external box containing the power supply unit. The product is wired using an A2 stainless steel cable gland, with type A07RNF 4x1 mm² outgoing power cord having L=1200 mm. The cable is equipped with an anti-transpiration device (IP68) consisting of a silicone seal placed on the power cable and housed inside the power supply box. The outer casing for installation can be ordered separately from the plastic optical assembly. The assembly made up of the frame, optical assembly and outer casing guarantees 5000 kg resistance to static loads. Maximum glass surface temperature is lower than 40°C.

Installation

The product is secured to the outer casing by means of two TORX-type screws. The luminaire can be installed recessed, floor-standing, using an outer casing or on the ground.

Colour

Steel (13)

Weight (Kg)

4.42

Mounting

Floor recessed|ground recessed

Wiring

Product inclusive of 220-240 VAC DALI dimmable electronic control gear positioned in a separate box from the optical assembly and with outgoing cable.

Notes


IP68 degree of protection on the product and cable when using IP68 connectors * The product is not suitable for installation in swimming pools and fountains. Overvoltage protection: 4KV Common mode, 3,5KV differenzial mode

Complies with EN60598-1 and pertinent regulations



Complete immersion for limited periods, not suitable for use in swimming pools or fountains.

withstand a static load of up to 50000 N and to resist drive-over stress by vehicles with tires. The fixtures cannot be used in lanes subjected to horizontal stresses due to acceleration, braking and / or changes of direction.



Accessory code

X209.04: Plastic casing for installation on floors + end cap - Black

Technical description

Made of plastic (polypropylene). Inclusive of front cap with system for extracting the cables and double cable entry.

Installation

Floor-standing (concrete)

Colour

Black (04)

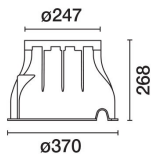
Weight (Kg)

1.9

Mounting

ground surface|Floor recessed|ground recessed

Complies with EN60598-1 and pertinent regulations



Technical data

Im system:	1237	Life Time LED 2:	100,000h - L80 - B10 (Ta 40°C)
W system:	15.8	Lamp code:	LED
Im source:	2170	Number of lamps for optical assembly:	1
W source:	13	ZVEI Code:	LED
Luminous efficiency (Im/W, real value):	78.3	Number of optical assemblies:	1
Im in emergency mode:	-	Intervallo temperatura ambiente:	from -25°C to 50°C.
Total light flux at or above an angle of 90° [Lm]:	1237	Power factor:	See installation instructions
Light Output Ratio (L.O.R.) [%]:	57	Inrush current:	10 A / 200 µs
Beam angle [°]:	12°	Maximum number of luminaires of this type per miniature circuit breaker:	B10A: 18 luminaires B16A: 30 luminaires C10A: 31 luminaires C16A: 51 luminaires
CRI (minimum):	80	Minimum dimming %:	1
Colour temperature [K]:	4000	Overvoltage protection:	5kV Common mode & 4kV Differential mode
MacAdam Step:	2	Control:	DALI-2
Life Time LED 1:	100,000h - L90 - B10 (Ta 25°C)		

Polar

Imax=20565 cd	Lux			
	h	d	Em	Emax
	10	2.1	165	206
	20	4.2	41	51
	30	6.3	18	23
	40	8.4	10	13

UGR diagram

Corrected UGR values (at 2170 lm bare lamp luminous flux)											
Reflect.:		viewed crosswise					viewed endwise				
ceiling	cav walls	0.70	0.70	0.50	0.50	0.30	0.70	0.70	0.50	0.50	0.30
work pl.	Room dim	0.50	0.30	0.50	0.30	0.30	0.50	0.30	0.50	0.30	0.30
x	y	0.20	0.20	0.20	0.20	0.20	0.20	0.20	0.20	0.20	0.20
2H	2H	1.2	3.2	1.6	3.5	3.9	1.2	3.2	1.6	3.5	3.9
	3H	1.2	2.4	1.6	2.7	3.0	1.4	2.6	1.7	2.9	3.2
	4H	1.2	2.0	1.6	2.3	2.7	1.4	2.2	1.7	2.5	2.9
	6H	1.2	1.7	1.5	2.0	2.4	1.4	1.9	1.7	2.2	2.5
	8H	1.1	1.8	1.5	2.1	2.4	1.3	2.0	1.7	2.3	2.6
	12H	1.0	1.8	1.4	2.2	2.5	1.2	2.0	1.6	2.4	2.7
4H	2H	1.4	2.2	1.7	2.5	2.9	1.2	2.0	1.6	2.3	2.7
	3H	1.3	2.1	1.7	2.4	2.8	1.2	2.1	1.6	2.4	2.8
	4H	1.0	2.3	1.5	2.6	3.1	1.0	2.3	1.5	2.6	3.1
	6H	0.7	2.5	1.2	3.0	3.4	0.7	2.5	1.2	3.0	3.4
	8H	0.6	2.5	1.1	3.0	3.5	0.6	2.5	1.1	3.0	3.5
	12H	0.5	2.4	1.0	2.9	3.4	0.5	2.4	1.0	2.9	3.4
8H	4H	0.6	2.5	1.1	3.0	3.5	0.6	2.5	1.1	3.0	3.5
	6H	0.6	2.1	1.1	2.6	3.1	0.6	2.2	1.1	2.6	3.2
	8H	0.6	1.8	1.2	2.3	2.8	0.6	1.8	1.2	2.3	2.8
	12H	0.8	1.5	1.3	1.9	2.5	0.8	1.4	1.3	1.9	2.5
12H	4H	0.5	2.4	1.0	2.9	3.4	0.5	2.4	1.0	2.9	3.4
	6H	0.6	1.8	1.2	2.3	2.8	0.7	1.8	1.2	2.3	2.8
	8H	0.8	1.4	1.3	1.9	2.5	0.8	1.5	1.3	1.9	2.5
Variations with the observer position at spacing:											
S =	1.0H	1.0 / -0.9				1.0 / -0.9					
	1.5H	1.7 / -5.8				1.7 / -5.8					
	2.0H	3.3 / -13.7				3.3 / -13.7					