


Last information update: May 2025

Product configuration: QQ08

QQ08: Fixed circular recessed luminaire - Ø133 mm - warm white - wide flood optic - UGR<19

**Product code**

QQ08: Fixed circular recessed luminaire - Ø133 mm - warm white - wide flood optic - UGR<19

Technical description

Fixed round luminaire designed to use a LED lamp with C.O.B. technology. Version without rim for mounting flush with ceiling. Reflector vacuum-metallised with aluminium vapours with an anti-scratch protective layer. Die-cast aluminium body and passive dissipation system. Product complete with LED lamp in warm white colour tone (3,000K). General light emission, with controlled luminance UGR<19 1500 cd/m² α>65° wide flood optic.

Installation

Installation flush with the ceiling is for false ceilings 12.5 mm thick

Colour

Aluminium (12)

Weight (Kg)

1.08

Mounting

ceiling recessed

Wiring

product complete with TRIAC components

Complies with EN60598-1 and pertinent regulations



IP20

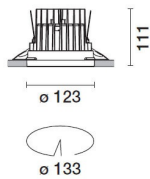


IP43

On the visible part of the product once installed



pending

**Technical data**

lm system:	1983	CRI (minimum):	80
W system:	17.7	Colour temperature [K]:	3000
lm source:	2450	MacAdam Step:	2
W source:	16	Life Time LED 1:	> 50,000h - L90 - B10 (Ta 25°C)
Luminous efficiency (lm/W, real value):	112	Lamp code:	LED
lm in emergency mode:	-	Number of lamps for optical assembly:	1
Total light flux at or above an angle of 90° [Lm]:	0	ZVEI Code:	LED
Light Output Ratio (L.O.R.) [%]:	81	Number of optical assemblies:	1
Beam angle [°]:	64°	Control:	TRIAC

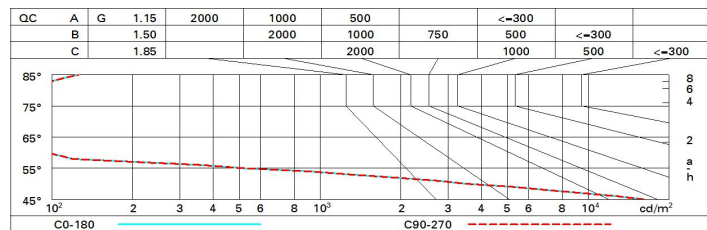
Polar

Imax=1967 cd		CIE		Lux			
90°	180°	nL 0.81		h	d	Em	Emax
		96-100-100-100-81		2	2.5	376	492
		UGR 18.7-18.7		4	5	94	123
		DIN A 61		6	7.5	42	55
		UTE 0.81A+0.00T		8	10	24	31
		F*1=961					
		F*1+F*2=1000					
		F*1+F*2+F*3=1000					
		CIBSE LG3 L<1500 cd/m ² at 65°					
		UGR<19 L<1500 cd/mq @ 65°					
α=64°							

Utilisation factors

R	77	75	73	71	55	53	33	00	DRR
K0.8	72	68	65	63	67	64	64	61	76
1.0	75	72	69	67	71	68	68	65	81
1.5	79	77	74	73	76	74	73	70	87
2.0	82	80	78	77	79	77	77	74	92
2.5	84	82	81	80	81	80	79	77	95
3.0	85	84	83	82	82	81	80	78	97
4.0	86	85	84	84	83	83	82	80	98
5.0	86	86	85	85	84	84	82	80	99

Luminance curve limit



UGR diagram

Corrected UGR values (at 2450 lm bare lamp luminous flux)											
Reflect.: ceiling walls work pl. Room dim x y		viewed crosswise					viewed endwise				
		0.70	0.70	0.50	0.50	0.30	0.70	0.70	0.50	0.50	0.30
		0.50	0.30	0.50	0.30	0.30	0.50	0.30	0.50	0.30	0.30
		0.20	0.20	0.20	0.20	0.20	0.20	0.20	0.20	0.20	0.20
2H	2H	19.3	19.9	19.6	20.1	20.4	19.3	19.9	19.6	20.1	20.4
	3H	19.2	19.7	19.5	20.0	20.2	19.2	19.7	19.5	20.0	20.2
	4H	19.1	19.6	19.4	19.9	20.2	19.1	19.6	19.4	19.9	20.2
	6H	19.0	19.5	19.4	19.8	20.1	19.0	19.5	19.4	19.8	20.1
	8H	19.0	19.4	19.3	19.7	20.1	19.0	19.4	19.3	19.7	20.1
	12H	18.9	19.4	19.3	19.7	20.0	18.9	19.4	19.3	19.7	20.0
4H	2H	19.1	19.6	19.4	19.9	20.2	19.1	19.6	19.4	19.9	20.2
	3H	18.9	19.4	19.3	19.7	20.0	18.9	19.4	19.3	19.7	20.0
	4H	18.8	19.2	19.2	19.6	20.0	18.8	19.2	19.2	19.6	20.0
	6H	18.8	19.1	19.2	19.5	19.9	18.8	19.1	19.2	19.5	19.9
	8H	18.7	19.0	19.2	19.4	19.9	18.7	19.0	19.2	19.4	19.9
	12H	18.7	18.9	19.1	19.4	19.8	18.7	18.9	19.1	19.4	19.8
8H	4H	18.7	19.0	19.2	19.4	19.9	18.7	19.0	19.2	19.4	19.9
	6H	18.6	18.9	19.1	19.3	19.8	18.6	18.9	19.1	19.3	19.8
	8H	18.6	18.8	19.1	19.2	19.7	18.6	18.8	19.1	19.2	19.7
	12H	18.5	18.7	19.0	19.2	19.7	18.5	18.7	19.0	19.2	19.7
12H	4H	18.7	18.9	19.1	19.4	19.8	18.7	18.9	19.1	19.4	19.8
	6H	18.6	18.8	19.1	19.2	19.7	18.6	18.8	19.1	19.2	19.7
	8H	18.5	18.7	19.0	19.2	19.7	18.5	18.7	19.0	19.2	19.7
Variations with the observer position at spacing:											
S =	1.0H	4.7 / -26.2					4.7 / -26.2				
	1.5H	7.5 / -31.2					7.5 / -31.2				
	2.0H	9.5 / -31.4					9.5 / -31.4				