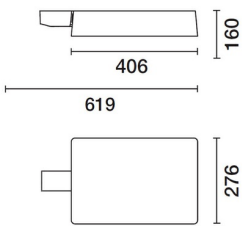


Last information update: November 2024

Product configuration: P884

P884: Pole-mounted system - Large body optical assembly - Neutral White - ST0.5 street optic.



Product code

P884: Pole-mounted system - Large body optical assembly - Neutral White - ST0.5 street optic.

Technical description

Outdoor luminaire with direct light street optic, designed to use LED lamps. The optical assembly is made of EN1706AC 46100LF aluminium alloy and subjected to a multi-step, pre-treatment process, in which the main phases are degreasing, fluorozirconation (a protective surface film) and sealing (with a nano-structured silane layer). The painting stage consists of a primer and an acrylic paint, cured at 150°C, with a high level of weather and UV ray resistance. With a 5 mm thick tempered sodium-calcium glass cover. When pole-mounted the product can be adjusted by +15° -5° and +5°/-15 when side-mounted. High visual comfort. Polymer optic lenses offering high yield and even light distribution. Complete with circuit fitted with Neutral White monochrome power LEDs. Extractable control gear connected with quick-coupling connectors. 220-240V ac 50/60Hz DALI electronic ballast. The optical assembly is fixed to the ceiling or pole-top attachment by two fixing screws. The light flow emitted in the upper hemisphere of the system in the horizontal position is null (in conformity with the strictest standards for the prevention of light pollution). All external screws are made of stainless steel.

Installation

The floodlight can be installed on the pole-top with a die-cast aluminium single/double attachment for ø60/76/102/120mm poles or a triple attachment for ø102/120 mm poles. Side die-cast aluminium attachment for tapered poles with diameters between ø 46 and ø76.

Colour

White (01) | Black (04) | Grey (15) | Rust Brown (F5)

Weight (Kg)

8.3

Mounting

wall arm|pole arm|pole-top side entry|pole-top

Wiring

The product is connected by inserting the mains cables in a push in terminal board. Resistance to mains voltage spikes of up to 10KV. Product perfect watertightness at the power cable entry point is guaranteed by a nickel-plated brass M24x1.5 cable clamp, suitable for cables with a max external 16mm ø (1,5-2.5mm² cross section).

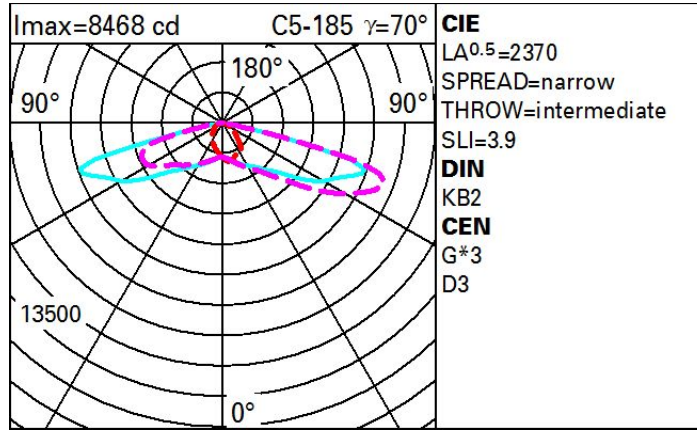
Complies with EN60598-1 and pertinent regulations



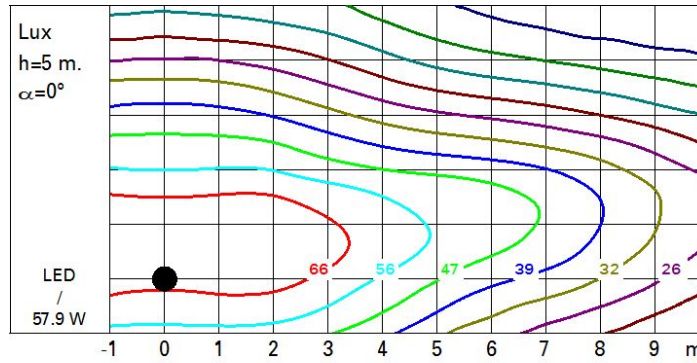
Technical data

Im system:	7890	Life Time LED 2:	100,000h - L90 - B10 (Ta 40°C)
W system:	57.9	Lamp code:	LED
Im source:	-	Number of lamps for optical assembly:	1
W source:	-	ZVEI Code:	LED
Luminous efficiency (lm/W, real value):	136.3	Number of optical assemblies:	1
Im in emergency mode:	-	Intervallo temperatura ambiente:	from -40°C to 50°C.
Total light flux at or above an angle of 90° [Lm]:	0	Power factor:	See installation instructions
Light Output Ratio (L.O.R.) [%]:	100	Inrush current:	62 A / 202 µs
CRI (minimum):	70	Maximum number of luminaires of this type per miniature circuit breaker:	B10A: 6 luminaires B16A: 10 luminaires C10A: 10 luminaires C16A: 17 luminaires
Colour temperature [K]:	4000	Minimum dimming %:	10
MacAdam Step:	5	Overvoltage protection:	10kV Common mode & 6kV Differential mode
Life Time LED 1:	100,000h - L90 - B10 (Ta 25°C)	Control:	DALI-2

Polar



Isolux



Utilisation factors

