

Comfort

design Mario Cucinella



IP66

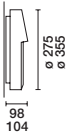
IK10



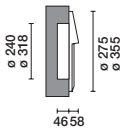
- Direct light luminaire with floor washer emission for use with fluorescent lamps.
- Wall-mounted installation also available in recessed version.
- Composed of component-holder compartment, front frame and protection screen.
- Polycarbonate compartment complete with: component holder plate with protection cover, control gear with fast coupling terminals and PG11 cable clamp; front frame made of die-cast aluminium with EPDM perimeter gasket; protection screen made of hardened transparent glass.
- High visual comfort.
- Luminaire ready for pass-through wiring.
- All screws are A2 stainless steel.



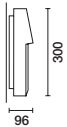
W	dimens.	code colour
Wall-mounted luminaire		
TC-DEL (G24q-2)		
Electronic		
18W	ø275 x h98	B576 15
TC-DEL (G24q-3)		
Electronic		
26W	ø355 x h104	B577 15



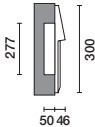
W	dimens.	code colour
Wall-mounted recessed		
TC-DEL (G24q-2)		
Electronic		
18W	ø275 x h58	B578 15
TC-DEL (G24q-3)		
Electronic		
26W	ø355 x h58	B579 15



W	dimens.	code colour
Wall-mounted luminaire		
TC-DEL (G24q-3)		
Electronic		
26W	□300 x h96	B580 15



W	dimens.	code colour
Wall-mounted recessed		
TC-DEL (G24q-3)		
Electronic		
26W	□300 x h46	B581 15



installation systems

	code	colour
	Body moulding cover	0044 00
	The polystyrene is placed in the container either to create a housing for the fixture when set in concrete or to provide a finish for the housing for the wall-mounted unit.	
		for B578 0043 00 for B579
	Body moulding cover	0045 00
	The polystyrene is placed in the container either to create a housing for the fixture when set in concrete or to provide a finish for the housing for the wall-mounted unit.	
	Casing	BZH4 04
		for B578 BZH5 04 for B579
	Casing	BZH6 04
		for B581