

## Light Shed 30

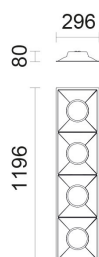
Design iGuzzini

iGuzzini

Last information update: April 2025

### Product configuration: R885

R885: 1196X296 - warm white - UGR<19 MPO screen - DALI



### Product code

R885: 1196X296 - warm white - UGR<19 MPO screen - DALI

### Technical description

1196x296 mm luminaire for surface-mounting on modular panels in a 3000K warm white colour. Body made of an ABS material derived from 45% of recycled materials - 100% recyclable PMMA screen. Product with high efficiency LED complete with MPO screen for UGR<19 L<3000 cd/mq  $\alpha > 65^\circ$  emission, for use in environments with video monitors in compliance with EN 12464-1. The DALI driver is free to be placed inside the the installation compartment as shown on the instruction sheet. Option of recessed installation in plasterboard ceilings using a frame to be ordered as an accessory.

### Installation

Surface-mounted on 1200x300 mm modular panels. Recessed in plasterboard false ceilings using a frame accessory to be ordered separately.

### Colour

White (01)

### Weight (Kg)

2.15

### Wiring

Product complete with DALI components. The electrical cables used are made of a "halogen free" material. (This means that the cables do not contain any halogen materials that in the event of a fire do not emit toxic or corrosive gases and only a small quantity of opaque fumes).

Complies with EN60598-1 and pertinent regulations



IP20

IP43

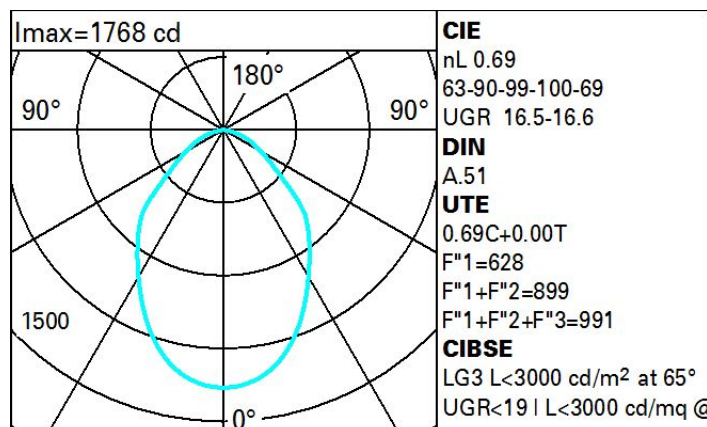
On the visible part of the product once installed



### Technical data

lm system:	3105	Colour temperature [K]:	3000
W system:	25	MacAdam Step:	3
lm source:	4500	Life Time LED 1:	> 50,000h - L90 - B10 (Ta 25°C)
W source:	23	Voltage [Vin]:	230
Luminous efficiency (lm/W, real value):	124.2	Lamp code:	LED
lm in emergency mode:	-	Number of lamps for optical assembly:	1
Total light flux at or above an angle of 90° [Lm]:	0	ZVEI Code:	LED
Light Output Ratio (L.O.R.) [%]:	69	Number of optical assemblies:	1
CRI (minimum):	80	Control:	DALI-2

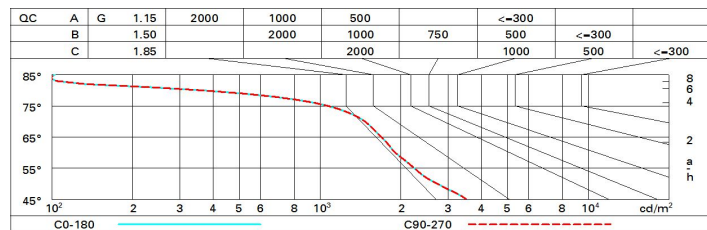
### Polar



# Utilisation factors

R	77	75	73	71	55	53	33	00	DRR
K0.8	50	44	40	37	43	39	39	35	51
1.0	55	49	45	42	48	44	44	40	58
1.5	61	57	53	50	56	52	52	48	70
2.0	65	61	58	56	60	58	57	53	77
2.5	67	64	62	60	63	61	60	57	82
3.0	68	66	64	62	65	63	62	59	86
4.0	70	68	67	65	67	65	64	62	89
5.0	71	69	68	67	68	67	66	63	91

# Luminance curve limit



# UGR diagram

Corrected UGR values (at 4500 lm bare lamp luminous flux)											
Reflect.: ceiling/cav walls work pl. Room dim x y		viewed crosswise					viewed endwise				
2H	2H	14.9	15.9	15.2	16.1	16.4	14.9	15.9	15.2	16.1	16.4
	3H	15.7	16.6	16.1	16.9	17.2	15.2	16.1	15.5	16.3	16.6
	4H	15.9	16.7	16.3	17.0	17.4	15.3	16.1	15.6	16.4	16.7
	6H	16.0	16.7	16.3	17.0	17.4	15.3	16.0	15.6	16.3	16.7
	8H	15.9	16.6	16.3	17.0	17.3	15.3	16.0	15.6	16.3	16.7
	12H	15.9	16.6	16.3	16.9	17.3	15.2	15.9	15.6	16.2	16.6
4H	2H	15.3	16.1	15.6	16.4	16.7	15.9	16.7	16.3	17.0	17.4
	3H	16.3	16.9	16.6	17.3	17.6	16.4	17.1	16.8	17.4	17.8
	4H	16.5	17.1	16.9	17.5	17.9	16.5	17.1	16.9	17.5	17.9
	6H	16.6	17.1	17.0	17.5	17.9	16.6	17.1	17.0	17.5	17.9
	8H	16.5	17.0	17.0	17.4	17.9	16.6	17.1	17.0	17.5	17.9
	12H	16.5	16.9	16.9	17.4	17.8	16.5	17.0	17.0	17.4	17.9
8H	4H	16.6	17.1	17.0	17.5	17.9	16.5	17.0	17.0	17.4	17.9
	6H	16.6	17.0	17.1	17.5	18.0	16.6	17.0	17.1	17.5	17.9
	8H	16.6	16.9	17.1	17.4	17.9	16.6	16.9	17.1	17.4	17.9
	12H	16.6	16.8	17.1	17.3	17.9	16.6	16.8	17.1	17.3	17.9
12H	4H	16.5	17.0	17.0	17.4	17.9	16.5	16.9	16.9	17.4	17.8
	6H	16.6	16.9	17.1	17.4	17.9	16.6	16.9	17.1	17.4	17.9
	8H	16.6	16.8	17.1	17.3	17.9	16.6	16.8	17.1	17.3	17.9
Variations with the observer position at spacing:											
S =		1.0H					0.5 / -0.6				
		1.5H					0.9 / -1.4				
		2.0H					1.8 / -1.9				