


Last information update: March 2025

Product configuration: BX57

BX57: Recessed rectangular ceiling-mounted IP65 luminaire, compact body, Warm White LEDs, Flood optic.



Product code

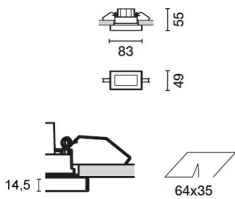
BX57: Recessed rectangular ceiling-mounted IP65 luminaire, compact body, Warm White LEDs, Flood optic.

Technical description

Miniaturised recessed rectangular luminaire with two optical elements with 2700K Warm White LED light sources - fixed Flood optic. Comprises a (round) optical compartment, frame, glass, outgoing cable and installation accessories to be ordered separately, where necessary. The optical compartment and frame are made of aluminium alloy and subjected to a multi-step pre-treatment process, the main phases of which include degreasing, fluorozirconic coating (a surface protective coat) and sealing (silane-based nanostructured coat). The successive painting phase is completed using primer and liquid acrylic paint, baked at 150°C, guaranteeing excellent resistance to atmospheric agents and UV rays. The glass-holder frame has plastic end caps. Tempered soda-lime closing glass, transparent with black screen-printing on the edge, 3mm thickness, attached to the frame with silicone. Silicone seals are placed between the glass-holder frame and the optical compartment. High-definition optic made of metallic thermoplastic, integrated into the black anti-glare screen towards the rear. Grade 304 stainless steel supporting springs. Connection cables supplied. Control gear not included; available with separate code. All external screws are made of A2 stainless steel.

Installation

Recessed installation with protruding frame on 1-25mm-thick suspended ceilings. Recess opening on suspended ceiling, size 64x35. Recessed installation with flush frame on 12.5mm- or 15mm-thick suspended ceilings, through adapter frame to be ordered separately. Installation on concrete ceilings using an outer casing to be ordered separately (flush and protruding frame).



Colour

Black / Black (43) | Black / White (47) | Grey / Black (74) | Rust Brown / Black (I5) | Black/Glossy Urban Bronze (S7) | Black/Glossy Copper (S8) | Black/Glossy Sand (S9) | Black/Glossy Lead (T0) | White/Glossy Urban Bronze (T1) | White/Glossy Copper (T2) | White/Glossy Sand (T3) | White/Glossy Lead (T4) | Grey/Glossy Urban Bronze (T5) | Grey/Glossy Copper (T6) | Grey/Glossy Sand (T7) | Grey/Glossy Lead (T8) | Rust Brown/Glossy Urban Bronze (T9) | Rust Brown/Glossy Copper (U0) | Rust Brown/Glossy Sand (U1) | Rust Brown/Glossy Lead (U2)

Weight (Kg)

0.15

Mounting

ceiling recessed

Wiring

Constant current control gear (700mA) to be ordered separately.

Notes

Versions with black painted frame or with Neutral White LEDs available on request.

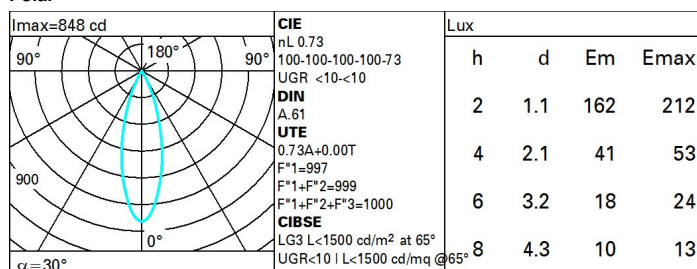
Complies with EN60598-1 and pertinent regulations



Technical data

Im system:	248	Colour temperature [K]:	2700
W system:	4.1	MacAdam Step:	3
Im source:	340	Life Time LED 1:	100,000h - L90 - B10 (Ta 25°C)
W source:	4.1	Life Time LED 2:	100,000h - L90 - B10 (Ta 40°C)
Luminous efficiency (Im/W, real value):	60.5	Lamp code:	LED
Im in emergency mode:	-	Number of lamps for optical assembly:	1
Total light flux at or above an angle of 90° [Lm]:	0	ZVEI Code:	LED
Light Output Ratio (L.O.R.) [%]:	73	Number of optical assemblies:	1
Beam angle [°]:	30°	Intervallo temperatura ambiente:	from -30°C to 50°C.
CRI (minimum):	95	LED current [mA]:	700
CRI (typical):	97		

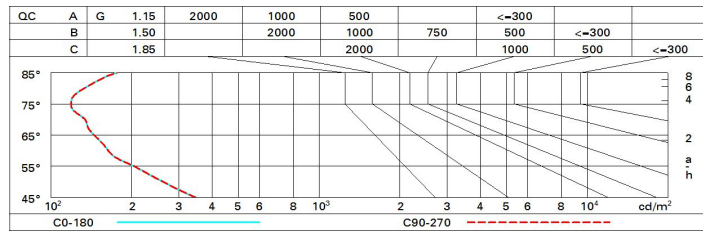
Polar



Utilisation factors

R	77	75	73	71	55	53	33	00	DRR
K0.8	66	63	60	58	62	60	59	57	78
1.0	69	66	64	62	65	63	63	60	83
1.5	72	70	68	67	69	67	67	65	89
2.0	74	73	71	70	72	71	70	68	93
2.5	76	75	74	73	74	73	72	70	96
3.0	77	76	75	74	75	74	73	71	98
4.0	78	77	77	76	76	75	74	72	99
5.0	78	78	77	77	76	76	75	73	100

Luminance curve limit



UGR diagram

Corrected UGR values (at 340 lm bare lamp luminous flux)											
Reflect.:		viewed crosswise					viewed endwise				
ceiling/cav		0.70	0.70	0.50	0.50	0.30	0.70	0.70	0.50	0.50	0.30
walls		0.50	0.30	0.50	0.30	0.30	0.50	0.30	0.50	0.30	0.30
work pl.		0.20	0.20	0.20	0.20	0.20	0.20	0.20	0.20	0.20	0.20
Room dim		viewed crosswise					viewed endwise				
x	y										
2H	2H	-3.7	-3.2	-3.4	-3.0	-2.7	-3.7	-3.2	-3.4	-3.0	-2.7
	3H	-3.7	-3.2	-3.4	-3.0	-2.7	-3.8	-3.3	-3.5	-3.1	-2.8
	4H	-3.7	-3.3	-3.4	-3.0	-2.7	-3.8	-3.4	-3.5	-3.1	-2.8
	6H	-3.7	-3.3	-3.4	-3.0	-2.7	-3.9	-3.5	-3.6	-3.2	-2.9
	8H	-3.7	-3.3	-3.3	-3.0	-2.7	-3.9	-3.5	-3.6	-3.2	-2.9
12H	-3.7	-3.3	-3.3	-3.0	-2.6	-4.0	-3.6	-3.6	-3.3	-2.9	
4H	2H	-3.8	-3.4	-3.5	-3.1	-2.8	-3.7	-3.3	-3.4	-3.0	-2.7
	3H	-3.8	-3.4	-3.4	-3.1	-2.7	-3.8	-3.4	-3.4	-3.0	-2.7
	4H	-3.8	-3.5	-3.4	-3.1	-2.7	-3.8	-3.5	-3.4	-3.1	-2.7
	6H	-3.7	-3.5	-3.3	-3.1	-2.6	-3.8	-3.5	-3.4	-3.1	-2.7
	8H	-3.7	-3.4	-3.3	-3.0	-2.6	-3.9	-3.6	-3.4	-3.2	-2.7
12H	-3.7	-3.4	-3.2	-3.0	-2.5	-3.9	-3.7	-3.4	-3.2	-2.8	
8H	4H	-3.9	-3.6	-3.4	-3.2	-2.7	-3.7	-3.4	-3.3	-3.0	-2.6
	6H	-3.8	-3.5	-3.3	-3.1	-2.6	-3.7	-3.5	-3.2	-3.0	-2.6
	8H	-3.7	-3.5	-3.2	-3.0	-2.5	-3.7	-3.5	-3.2	-3.0	-2.5
	12H	-3.6	-3.4	-3.1	-2.9	-2.4	-3.7	-3.5	-3.2	-3.0	-2.5
12H	4H	-3.9	-3.7	-3.4	-3.2	-2.8	-3.7	-3.4	-3.2	-3.0	-2.5
	6H	-3.8	-3.6	-3.3	-3.1	-2.6	-3.6	-3.4	-3.1	-3.0	-2.5
	8H	-3.7	-3.5	-3.2	-3.0	-2.5	-3.6	-3.4	-3.1	-2.9	-2.4
Variations with the observer position at spacing:											
S =	1.0H	5.4 / -4.0					5.4 / -4.0				
	1.5H	8.1 / -4.5					8.1 / -4.5				
	2.0H	10.0 / -4.7					10.0 / -4.7				