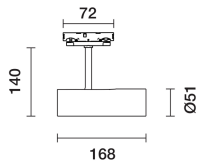


Last information update: June 2025

**Product configuration: PV91.01**

PV91.01: Robin spotlight Ø51 for installation on a 48V low voltage track - DALI Powerline - 18W 1343lm - 4000K - CRI 90 - White

**Product code**

PV91.01: Robin spotlight Ø51 for installation on a 48V low voltage track - DALI Powerline - 18W 1343lm - 4000K - CRI 90 - White

**Technical description**

Miniaturised adjustable spotlight with adapter for installation on a 48V Filorail low voltage track. The thermoplastic adapters are designed so they can be installed even in the curved track sections. Die-cast aluminium body with an ideal passive dissipation system to guarantee a long life and effective heat management. Driver circuit with DALI Powerline technology that allows each spotlight on the track to be adjusted independently. This offers a remarkable level of flexibility and lighting control. The swivel joints allow the spotlight to be rotated by 360° and tilted by 160°. The set back position of the optic unit guarantees a high level of visual comfort. A high definition thermoplastic lens with the option of using additional accessories to create other light effects. A rapid tool-free system for connecting the adapter electrically and mechanically to the track.

**Installation**

On a low voltage Filorail track. A tool-free system for connecting the product electrically and mechanically to the track.

**Colour**  
White (01)

**Weight (Kg)**  
0.45

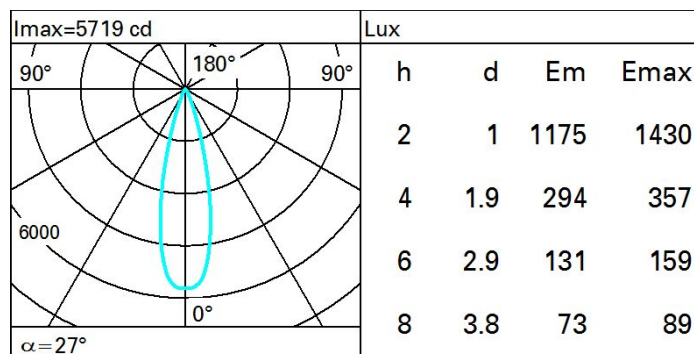
**Wiring**

LED driver integrated in product body - direct connection on 48V track. Track power supply unit to be ordered separately.

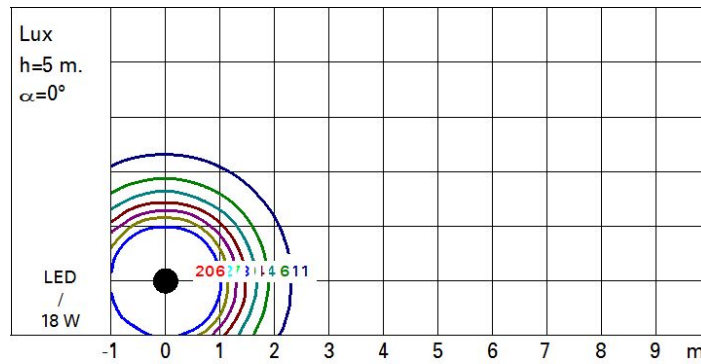
Complies with EN60598-1 and pertinent regulations

**Technical data**

lm system:	1343	Colour temperature [K]:	4000
W system:	18	MacAdam Step:	2
lm source:	1750	Life Time LED 1:	> 50,000h - L90 - B10 (Ta 25°C)
W source:	17	Voltage [Vin]:	48
Luminous efficiency (lm/W, real value):	74.6	Lamp code:	LED
lm in emergency mode:	-	Number of lamps for optical assembly:	1
Total light flux at or above an angle of 90° [Lm]:	0	ZVEI Code:	LED
Light Output Ratio (L.O.R.) [%]:	77	Number of optical assemblies:	1
Beam angle [°]:	27°	Power factor:	See installation instructions
CRI (minimum):	90	Control:	DALI

**Polar**

### Isolux



### UGR diagram

Corrected UGR values (at 1750 lm bare lamp luminous flux)											
Reflect.:											
ceiling		0.70	0.70	0.50	0.50	0.30	0.70	0.70	0.50	0.50	0.30
walls		0.50	0.30	0.50	0.30	0.30	0.50	0.30	0.50	0.30	0.30
work pl.		0.20	0.20	0.20	0.20	0.20	0.20	0.20	0.20	0.20	0.20
Room dim		viewed					viewed				
x	y	crosswise					endwise				
2H	2H	11.5	13.6	11.9	13.9	14.2	11.5	13.6	11.9	13.9	14.2
	3H	11.4	12.9	11.7	13.3	13.6	11.4	12.9	11.7	13.3	13.6
	4H	11.3	12.6	11.7	12.9	13.3	11.3	12.6	11.7	12.9	13.3
	6H	11.2	12.3	11.6	12.6	13.0	11.2	12.3	11.6	12.6	13.0
	8H	11.2	12.2	11.6	12.6	12.9	11.2	12.2	11.6	12.6	12.9
	12H	11.2	12.1	11.6	12.5	12.9	11.2	12.1	11.6	12.5	12.9
4H	2H	11.3	12.6	11.7	12.9	13.3	11.3	12.6	11.7	12.9	13.3
	3H	11.2	12.1	11.6	12.5	12.9	11.2	12.1	11.6	12.5	12.9
	4H	11.0	12.0	11.5	12.4	12.8	11.0	12.0	11.5	12.4	12.8
	6H	10.7	12.3	11.2	12.8	13.2	10.7	12.3	11.2	12.8	13.2
	8H	10.5	12.4	11.0	12.9	13.3	10.5	12.4	11.0	12.9	13.3
	12H	10.4	12.4	10.9	12.8	13.4	10.4	12.4	10.9	12.8	13.4
8H	4H	10.5	12.4	11.0	12.9	13.3	10.5	12.4	11.0	12.9	13.3
	6H	10.4	12.2	10.9	12.7	13.2	10.4	12.2	10.9	12.7	13.2
	8H	10.4	12.0	10.9	12.5	13.0	10.4	12.0	10.9	12.5	13.0
	12H	10.5	11.6	11.0	12.1	12.6	10.5	11.6	11.0	12.1	12.6
12H	4H	10.4	12.4	10.9	12.8	13.4	10.4	12.4	10.9	12.8	13.4
	6H	10.4	12.0	10.9	12.5	13.0	10.4	12.0	10.9	12.5	13.0
	8H	10.5	11.6	11.0	12.1	12.6	10.5	11.6	11.0	12.1	12.6
Variations with the observer position at spacing:											
S =		1.0H	4.8 / -9.4				4.8 / -9.4				
		1.5H	5.8 / -8.8				5.8 / -8.8				
		2.0H	6.2 / -11.9				6.2 / -11.9				