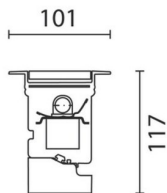


Last information update: April 2024

**Product configuration: BN04+BZV0.00**BN04: Linear Recessed - Neutral White LED - Electronic control gear 220-240V ac - DALI - L=601 mm - Wall Grazing Optic  
BZV0.00: Casing - L=581 mm - Indeterminate**Product code**

BN04: Linear Recessed - Neutral White LED - Electronic control gear 220-240V ac - DALI - L=601 mm - Wall Grazing Optic

**Attention! Code no longer in production****Technical description**

Direct light luminaire, designed to use monochrome LED lamps, DALI dimmable. Ground-, wall- and ceiling-recessed. Consists of a body and outer casing for installation, to be ordered separately. Extruded aluminium body, with die-cast aluminium end caps complete with silicone seals. Coated with liquid acrylic paint with a high level of weather and UV ray resistance. Lower PPS (polyphenylene sulfide) power box. The top of the optical assembly is closed by an 8 mm thick semi-acid finished glass screen, fixed with silicone. Complete with multi-LED power plate in Neutral White. Fitted with optics with plastic (methacrylate) lens for Wall Grazing lighting. The lower box has two PG11 nickel-plated brass cable glands and outgoing cables for pass-through wiring. To fix the optical assembly to the outer casing the product has a quick coupling system using an Allen key. Outer casing for installation made of aluminium with technopolymer covers, to be ordered separately. All external screws used are made of A2 stainless steel. The luminaire technical characteristics conform to EN 60598-1 standards and particular requirements.

**Installation**

Ground- and wall-recessed using the outer casing, to be ordered separately. For ground installation a drainage channel must be created or gravel inserted for drainage under the outer casing before installation, to guarantee the degree of protection stated. For ceiling-mounting with plasterboard panels (1-30 mm thick), make the preparation openings as indicated in the instructions sheet and use the accessory with code 5926 (kit containing steel cables with reinforcement plates).

**Colour**

Grey (15)

**Weight (Kg)**

2.3

**Mounting**

wall recessed|ceiling recessed|ground recessed

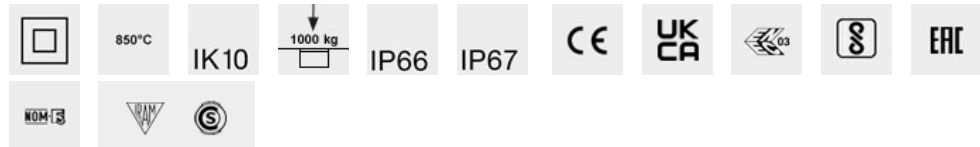
**Wiring**

Equipped with DALI dimmable electronic control gear, 220-240V ac, 50/60Hz contained in the luminaire. For electrical connection the product has a lower box with a nickel-plated brass PG11 double cable gland with H07RN-F rubber outgoing cables for pass-through wiring: each cable is set up both for the Dali signal and for 220-240V ac power supply. Available for electrical connection: IP68 5-pin linear connector (BZS6), cap for IP68 connectors (BZQ7), IP68 5-pin 3-way (Y-type) linear connector (BZN7).

**Notes**

Product complete with LED lamp. The frame, glass, optical assembly and outer casing together guarantee a maximum static load resistance of 1000 kg. The product occupies 1 Dali load and 1 Dali address. Fitted with DIRECT DIM, used for adjustments with a standard button, with the following functions: Soft ON/OFF, dimming, recall last lighting level.

Complies with EN60598-1 and pertinent regulations

**Accessory code**

BZV0.00: Casing - L=581 mm - Indeterminate

**Technical description**

Aluminium outer casing L=581 mm complete with technopolymer side and upper caps and membrane cable glands. The side caps are supplied with openable circular walls to facilitate the insertion of corrugated tubes (passage of power cables). To be used on recessed Linealuce Compact modules L=601 mm

**Installation**

For ground- or wall-recessed installation with cast cement/concrete or other suitable material. For ground installation a drainage channel must be created (positioned below the special holes) or gravel inserted for drainage under the outer casing before installation, to guarantee the degree of protection stated.

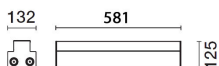
**Colour**

Indeterminate (00)

**Weight (Kg)**

1.07

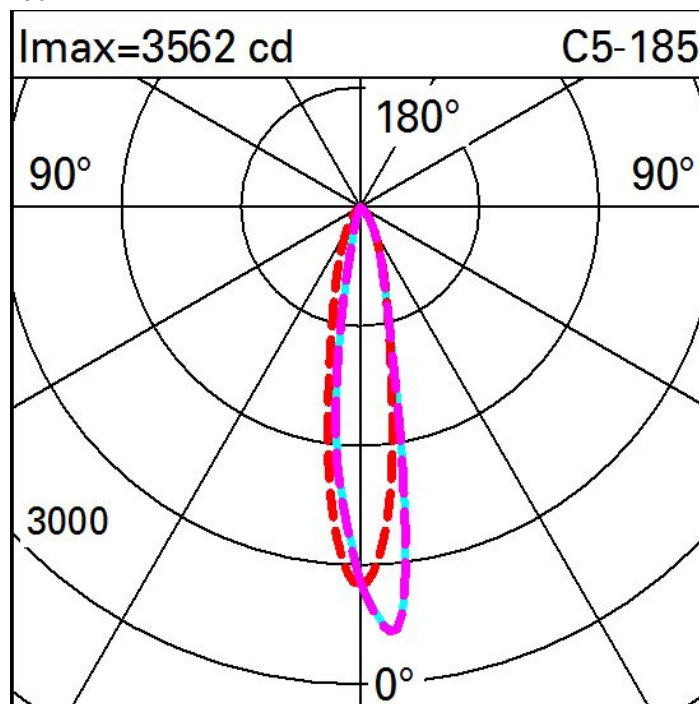
Complies with EN60598-1 and pertinent regulations



# Technical data

Im system:	636	MacAdam Step:	3
W system:	16.2	Life Time LED 1:	100,000h - L80 - B10 (Ta 25°C)
Im source:	1850	Life Time LED 2:	100,000h - L80 - B10 (Ta 40°C)
W source:	12	Voltage [Vin]:	230
Luminous efficiency (Im/W, real value):	39.3	Lamp code:	LED
Im in emergency mode:	-	Number of lamps for optical assembly:	1
Total light flux at or above an angle of 90° [Lm]:	0	ZVEI Code:	LED
Light Output Ratio (L.O.R.) [%]:	34	Number of optical assemblies:	1
CRI (minimum):	80	Intervall temperatura ambiente:	from -30°C to 50°C.
Colour temperature [K]:	4000	Control:	DALI

## Polar



## Illuminances

Lux											
						Wall distance = 1m					
3	0.1	0.3	0.7	2	6	9	6	2	0.7	0.3	0.1
2	0.3	0.7	2	5	11	18	11	5	2	0.7	0.3
1	0.5	1	3	7	18	26	18	7	3	1	0.5
0	0.6	1	3	9	20	28	20	9	3	1	0.6
	0.8	2	4	10	18	25	18	10	4	2	0.8
	m	-2	-1	0	1	2	3				