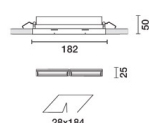



Last information update: May 2024

Product configuration: Q608

Q608: Minimal 2x5 LED sections - Wall Washer

**Product code**Q608: Minimal 2x5 LED sections - Wall Washer **Attention! Code no longer in production****Technical description**

Miniaturized recessed linear luminaire for LED lamps. Despite the ultracompact size of the product, the patented technology of the optic system guarantees an efficient and homogeneous effect on walls from top to bottom and avoids shadow zones near the ceiling. Main body with die-cast zamak radiant surface, minimal (frameless) version for mounting flush with the ceiling. Flux enhancer - superpure aluminium reflector - asymmetrical textured PMMA screen - black polycarbonate internal perimeter frame. Supplied with DALI power supply unit connected to the luminaire.

Installation

Recessed with steel wire springs on the specific adapter (included) which allows flush-mounting with the ceiling. Adapter fixed to false ceiling (compatible thicknesses of 12.5 / 15 / 20 mm) with screws; subsequent filling and smoothing operations; insertion of luminaire body and aesthetic end finishing. A special protective sheath allows finishing operations on the plasterboard to be simplified and speeded up. Preparation hole 28 x 184.

Colour

Black (04)

Weight (Kg)

0.55

Mounting

ceiling recessed

Wiring

On the power supply unit with terminal board included.

Notes

The special steel wire spring provided is required to facilitate the eventual extraction of the recessed body once it has been inserted.

Complies with EN60598-1 and pertinent regulations



IP20

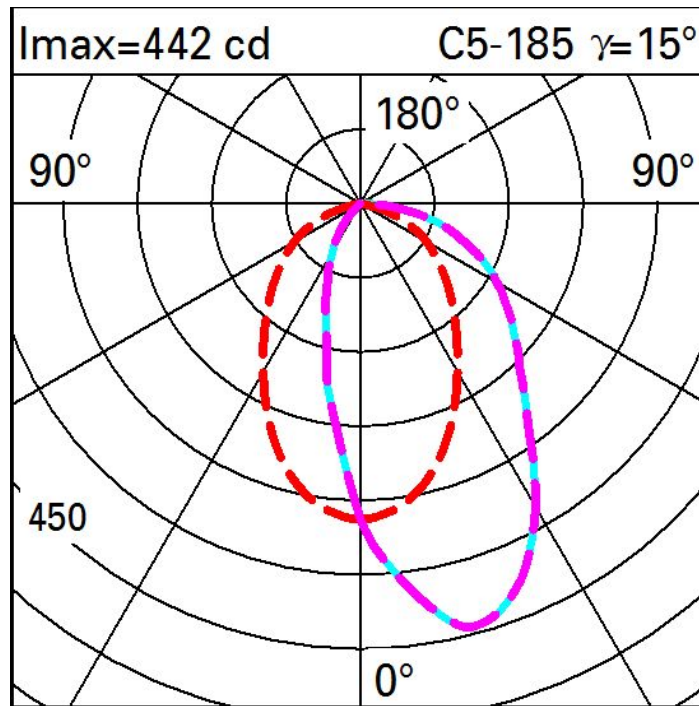
IP43

On the visible part of the product once installed

**Technical data**

| | | | |
|--|------|---------------------------------------|---------------------------------|
| lm system: | 589 | Colour temperature [K]: | 4000 |
| W system: | 19.2 | MacAdam Step: | 3 |
| lm source: | 1550 | Life Time LED 1: | > 50,000h - L80 - B10 (Ta 25°C) |
| W source: | 17 | Voltage [Vin]: | 230 |
| Luminous efficiency (lm/W, real value): | 30.7 | Lamp code: | LED |
| lm in emergency mode: | - | Number of lamps for optical assembly: | 1 |
| Total light flux at or above an angle of 90° [Lm]: | 0 | ZVEI Code: | LED |
| Light Output Ratio (L.O.R.) [%]: | 38 | Number of optical assemblies: | 1 |
| CRI: | 90 | Control: | DALI |

Polar



Illuminances

