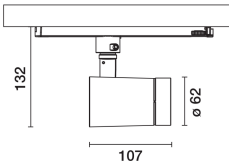



Last information update: March 2025

Product configuration: RQ55

RQ55: Ø62mm body - dimmable electronic DALI - WideFlood optic



Product code

RQ55: Ø62mm body - dimmable electronic DALI - WideFlood optic

Technical description

Adjustable spotlight with adapter for installation on an electrified track. High chromatic yield LED lamp (CRI97) with 3000K tone and OptiBeam Lens optic system and WideFlood optic. DALI dimmable electronic power supply integrated in product track adapter. Luminaire made of die-cast aluminium and thermoplastic material that allows a 360° rotation about the vertical axis and 90° tilting relative to the horizontal plane with mechanical aiming locks. Passive heat dissipation. Spotlight with "Push&Go" system designed to hold up to three flat accessories at the same time. The same system can also be used to apply another external component selected from the directional flaps and anti-glare screen. All internal accessories rotate 360° about the spotlight longitudinal axis.

Installation

Installation on an electrified track.

Colour

White (01) | Black (04)

Weight (Kg)

0.51

Mounting

three circuit track|wall surface|three circuit track pendant|ceiling surface

Wiring

Electronic components integrated in product.

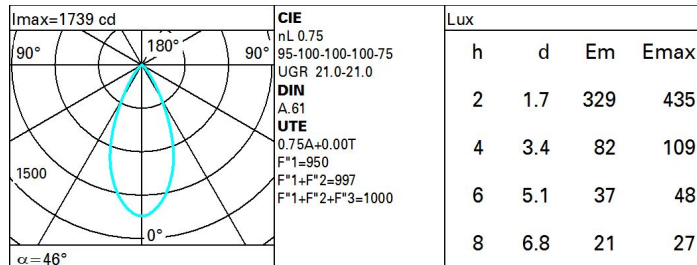
Complies with EN60598-1 and pertinent regulations



Technical data

Im system:	1088	MacAdam Step:	2
W system:	19.3	Life Time LED 1:	> 50,000h - L90 - B10 (Ta 25°C)
Im source:	1450	Lamp code:	LED
W source:	17	Number of lamps for optical assembly:	1
Luminous efficiency (lm/W, real value):	56.3	ZVEI Code:	LED
Im in emergency mode:	-	Number of optical assemblies:	1
Total light flux at or above an angle of 90° [Lm]:	0	Power factor:	See installation instructions
Light Output Ratio (L.O.R.) [%]:	75	Inrush current:	5 A / 50 µs
Beam angle [°]:	46°	Maximum number of luminaires of this type per miniature circuit breaker:	B10A: 31 luminaires B16A: 50 luminaires C10A: 52 luminaires C16A: 85 luminaires
CRI (minimum):	97	Overvoltage protection:	4kV Common mode & 2kV Differential mode
Colour temperature [K]:	3000	Control:	DALI-2

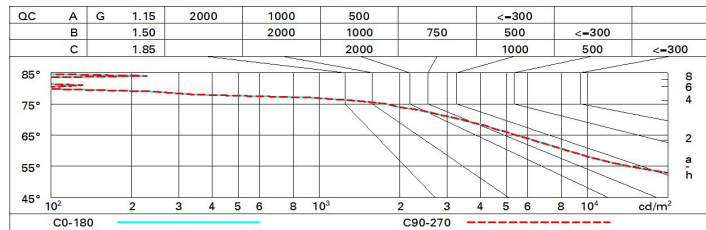
Polar



Utilisation factors

R	77	75	73	71	55	53	33	00	DRR
K0.8	66	62	59	57	61	59	59	56	75
1.0	69	66	63	61	65	63	62	60	80
1.5	73	71	69	67	70	68	67	65	86
2.0	76	74	72	71	73	71	71	68	91
2.5	77	76	75	74	75	74	73	71	94
3.0	78	77	76	75	76	75	74	72	96
4.0	79	78	78	77	77	77	76	74	98
5.0	80	79	79	78	78	77	76	74	99

Luminance curve limit



UGR diagram

Corrected UGR values (at 1450 lm bare lamp luminous flux)											
Reflect.:		viewed crosswise					viewed endwise				
ceiling/cav		0.70	0.70	0.50	0.50	0.30	0.70	0.70	0.50	0.50	0.30
walls		0.50	0.30	0.50	0.30	0.30	0.50	0.30	0.50	0.30	0.30
work pl.		0.20	0.20	0.20	0.20	0.20	0.20	0.20	0.20	0.20	0.20
Room dim		viewed crosswise					viewed endwise				
x	y										
2H	2H	21.5	22.1	21.8	22.4	22.6	21.5	22.1	21.8	22.4	22.6
	3H	21.4	21.9	21.7	22.2	22.5	21.4	21.9	21.7	22.2	22.5
	4H	21.3	21.8	21.7	22.1	22.4	21.3	21.8	21.7	22.1	22.4
	6H	21.2	21.7	21.6	22.0	22.4	21.2	21.7	21.6	22.0	22.4
	8H	21.2	21.7	21.6	22.0	22.3	21.2	21.7	21.6	22.0	22.3
12H	21.2	21.6	21.5	21.9	22.3	21.2	21.6	21.5	21.9	22.3	
4H	2H	21.3	21.8	21.7	22.1	22.4	21.3	21.8	21.7	22.1	22.4
	3H	21.2	21.6	21.6	22.0	22.3	21.2	21.6	21.6	22.0	22.3
	4H	21.1	21.5	21.5	21.9	22.2	21.1	21.5	21.5	21.9	22.2
	6H	21.0	21.4	21.4	21.8	22.2	21.0	21.4	21.4	21.8	22.2
	8H	21.0	21.3	21.4	21.7	22.1	21.0	21.3	21.4	21.7	22.1
12H	20.9	21.2	21.4	21.6	22.1	20.9	21.2	21.4	21.6	22.1	
8H	4H	21.0	21.3	21.4	21.7	22.1	21.0	21.3	21.4	21.7	22.1
	6H	20.9	21.1	21.3	21.6	22.1	20.9	21.1	21.3	21.6	22.1
	8H	20.8	21.0	21.3	21.5	22.0	20.8	21.0	21.3	21.5	22.0
	12H	20.8	21.0	21.3	21.4	22.0	20.8	21.0	21.3	21.4	22.0
12H	4H	20.9	21.2	21.4	21.6	22.1	20.9	21.2	21.4	21.6	22.1
	6H	20.8	21.0	21.3	21.5	22.0	20.8	21.0	21.3	21.5	22.0
	8H	20.8	21.0	21.3	21.4	22.0	20.8	21.0	21.3	21.4	22.0
Variations with the observer position at spacing:											
S =	1.0H	4.3 / -9.9					4.3 / -9.9				
	1.5H	7.0 / -13.3					7.0 / -13.3				
	2.0H	9.0 / -15.4					9.0 / -15.4				