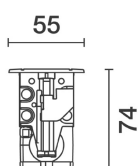


Ultimo aggiornamento delle informazioni: Novembre 2024

Configurazione di prodotto: BT23+BZY9.00

BT23: Mini Linear Recessed Luminaire - Neutral White LEDs - 24V dc - L=1080mm - Flood Optic and non-slip glass
BZY9.00: Controcassa per versione statica monocromatica - L=1080 - Indefinito



Codice prodotto

BT23: Mini Linear Recessed Luminaire - Neutral White LEDs - 24V dc - L=1080mm - Flood Optic and non-slip glass

Descrizione tecnica

Direct light luminaire, designed to use Neutral White monochrome LED lamps, and a flood optic with non-slip glass. Ground-, wall- and ceiling-recessed. Consists of a body and outer casing for installation, to be ordered separately. Extruded aluminium body, with die-cast aluminium end caps complete with silicone seals. The painting process includes a multi-step, pre-treatment process, in which the main phases are degreasing, fluorozirconation (a protective surface film) and sealing (with a nano-structured silane layer). The following painting stage consists of a primer and a liquid acrylic paint, cured at 150°C, with a high level of weather and UV ray resistance. Lower PPS (polyphenylene sulfide) box for control gear. The top of the optical assembly is closed by an 8 mm thick non-slip glass screen (conforming to class R12 in accordance with DIN 51130), fixed with silicone. Complete with multi-LED plate in Neutral White with 24V dc electronic circuit (ballast to be ordered separately). 24V intelligent driver that ensures light flow emission is constant even when the input voltage varies (from 30V dc to 16V dc). Fitted with optics with a plastic (methacrylate) lens for Flood lighting. The lower box has two PG11 nickel-plated brass cable glands for Ø6.5÷11 mm cables used for pass-through wiring. To fix the optical assembly to the outer casing or false ceiling the product has a quick coupling system using an Allen key. Outer casing for installation made of aluminium with technopolymer covers, to be ordered separately. All external screws used are made of A2 stainless steel. The luminaire technical characteristics conform to EN 60598-1 standards and particular requirements.

Installazione

Ground- and wall-recessed using the outer casing, to be ordered separately. For ground installation a drainage channel must be created or gravel inserted for drainage under the outer casing before installation, to guarantee the degree of protection stated. For ceiling-mounting with plasterboard panels (1-30 mm thick), make the preparation openings as indicated in the instructions sheet and use the accessory with code X013 (kit containing steel cables with reinforcement plates).

Colore

Grigio (15)

Montaggio

incasso a parete|incasso a soffitto|incasso a terra


Cablaggio

Equipped with a 24V dc electronic circuit fitted inside the device. 24V dc electronic ballasts to be ordered separately. For the electrical connection the product has a lower box holding two quick coupling terminals (3-pole, max. 4 mm²) and double cable glands for pass-through wiring.

Note

Product complete with LED lamp. The frame, glass, optical assembly and outer casing together guarantee a maximum static load of 1000 kg.

Soddisfa EN60598-1 e relative note



Codice accessorio

BZY9.00: Controcassa per versione statica monocromatica - L=1080 - Indefinito

Descrizione tecnica

Aluminium outer casing L=1073mm complete with technopolymer side and upper caps and black rubber membrane cable glands. The side caps are supplied with openable circular walls to facilitate the insertion of corrugated tubes (passage of power cables). To be used on recessed Linealuce Mini modules L=1080mm with static monochrome leds

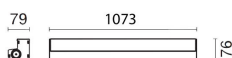
Installazione

For ground- or wall-recessed installation with cast cement/concrete or other suitable material. For ground installation a drainage channel must be created (positioned below the special holes) or gravel inserted for drainage under the outer casing before installation, to guarantee the degree of protection stated.

Colore

Indefinito (00)

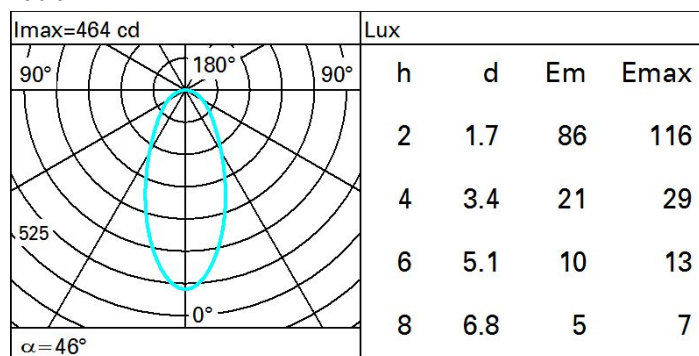
Soddisfa EN60598-1 e relative note



Dati tecnici

Im di sistema:	496	MacAdam Step:	3
W di sistema:	14	Life Time LED 1:	100,000h - L80 - B10 (Ta 25°C)
Im di sorgente:	1240	Life Time LED 2:	66,000h - L80 - B10 (Ta 40°C)
W di sorgente:	13	Voltaggio [Vin]:	24
Efficienza luminosa (lm/W, dati di sistema):	35.4	Codice lampada:	LED
Im in modalità emergenza:	-	Numero di lampade per vano ottico:	1
Flusso totale emesso a 90° o superiore [Lm]:	0	Codice ZVEI:	LED
Light Output Ratio (L.O.R.) [%]:	40	Numero di vani ottici:	1
Angolo di apertura [°]:	46°	Intervallo temperatura ambiente operativa:	da -30°C a 50°C.
CRI (minimo):	80	Corrente LED [mA]:	350
Temperatura colore [K]:	4000	Control:	DMX

Polare



Isolux

