


Last information update: February 2025

**Product configuration: RB07**

RB07: Recessed Frame section 5 LEDs - integrated DALI - Wall Washer Longitudinal Glare Control



**Product code**

RB07: Recessed Frame section 5 LEDs - integrated DALI - Wall Washer Longitudinal Glare Control

**Technical description**

Miniaturized recessed linear luminaire for LED lamps. Despite the ultracompact size of the product, the patented technology of the optic system guarantees an efficient and homogeneous effect on walls from top to bottom and avoids shadow zones near the ceiling. The black polycarbonate perimeter frame is designed to significantly reduce the effect of longitudinal glare. Main body with die-cast aluminium radiant surface, version with perimeter surface frame. Flux enhancer - superpure aluminium reflector - asymmetrical textured PMMA screen. Supplied with a power supply unit connected to the luminaire.

**Installation**

Recessed with steel wire springs for false ceilings from 1 to 25 mm thick - preparation hole 24 x 96. To light walls correctly check the installation distances and centre-to-centre distances indicated on the instructions sheet.

**Colour**

Black / Black (43) | Black / White (47) | Grey / Black (74)\*

**Weight (Kg)**

0.35

\* Colours on request

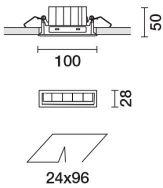
**Mounting**

ceiling recessed

**Wiring**

Integrated dimmable DALI control gear. Connection to mains network on power supply box; screw connections.

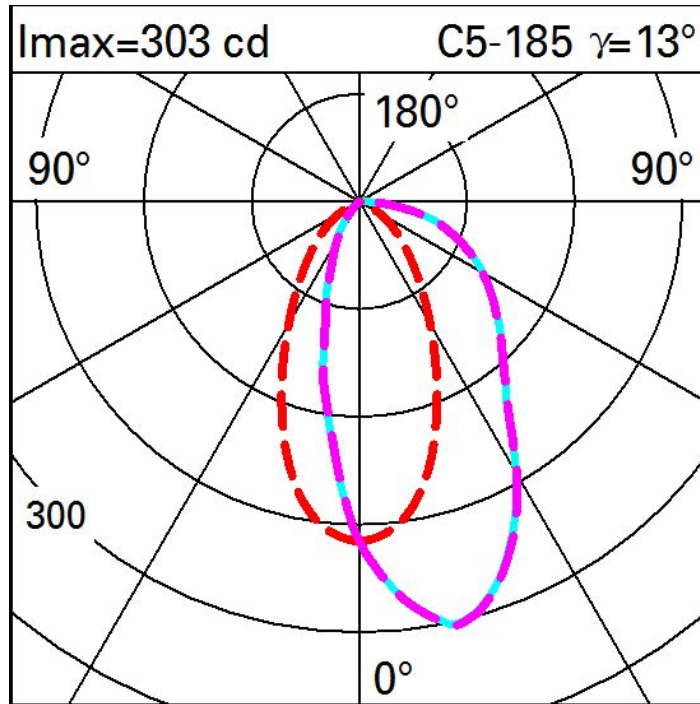
Complies with EN60598-1 and pertinent regulations



**Technical data**

lm system:	307	Colour temperature [K]:	3500
W system:	12.4	MacAdam Step:	2
lm source:	960	Life Time LED 1:	> 50,000h - L80 - B10 (Ta 25°C)
W source:	9.9	Voltage [Vin]:	230
Luminous efficiency (lm/W, real value):	24.8	Lamp code:	LED
lm in emergency mode:	-	Number of lamps for optical assembly:	1
Total light flux at or above an angle of 90° [Lm]:	0	ZVEI Code:	LED
Light Output Ratio (L.O.R.) [%]:	32	Number of optical assemblies:	1
CRI (minimum):	90	Control:	DALI-2

Polar



Illuminances

Lux Wall distance = 1m

3														
	0.2	0.5	2	8	32	63	32	8	2	0.5	0.2			
2	0.5	1	4	12	32	51	32	12	4	1	0.5			
	0.9	2	5	12	24	33	24	12	5	2	0.9			
1	1	2	5	10	18	23	18	10	5	2	1			
	1	2	4	8	12	15	12	8	4	2	1			
0														
	m	-2	-1	0	1	2	3							