

Action

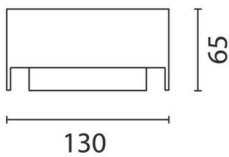
Design Jean-Michel
Wilmette

iGuzzini

Last information update: October 2023

Product configuration: 6605+L105

6605: Dark-VDU module $L \leq 1000$ cd/m² $\alpha > 65^\circ$ with dimmable electronic DALI control gear T162x35/49W



Product code

6605: Dark-VDU module $L \leq 1000$ cd/m² $\alpha > 65^\circ$ with dimmable electronic DALI control gear T162x35/49W **Attention! Code no longer in production**

Technical description

Suspended, surface-mounted or recessed lighting system designed for fluorescent light sources with up/down light emission. The product permits downlight-only emission by means of a top cover (to be ordered separately) made of plastic material. The modules are complete with terminal boards and cables for through wiring. Ready for switch-on of 3 groups of fittings. The product has a controlled-luminance optic for 65° suitable to be used in environments with VDUs according to Standard EN 12464-1. The lamellar optic with bi-parabolic profile and its external surface are made of anodised specular superpure aluminium and are equipped with fall-prevention system. The specular optics can be removed without tools for ordinary maintenance operations. The structure of the fitting is made of painted extruded aluminium; the lamp-holding supports are made of galvanised painted sheet steel; and the end caps (to be ordered separately) of polycarbonate. The top protection screen (to be ordered separately) is made of transparent polycarbonate subjected to anti-UV treatment. The power-supply cable is transparent and the cables are subjected to antioxidant treatment. The modules can be combined by means of direct and corner 90° couplings as well as structural modules (to be ordered separately). The suspension system (to be ordered separately) has sheet-steel supporting plates with polycarbonate covering bases and steel suspension cables with a millimetric adjustment system (applied to the modules). Ceiling application by means of an aluminium structure (to be ordered separately). Recessed and semi-recessed installation system by means of a structure designed for application to false ceilings 12.5mm and 15mm thick, with concealed rim (to be ordered separately).

Installation

Suspended, surface-mounted, semi-recessed or recessed installation.

Colour

White (01) | Grey (15)

Mounting

ceiling recessed|ceiling surface|ceiling pendant

Wiring

The fitting comes complete with DALI dimmable electronic ballast and is designed for switch-dim, with regulation also with standard electronic button. It is designed for through wiring by means of special terminal boards housed inside the aluminium profile. The system is able to switch on three groups of fittings separately. It takes up 1 DALI address.

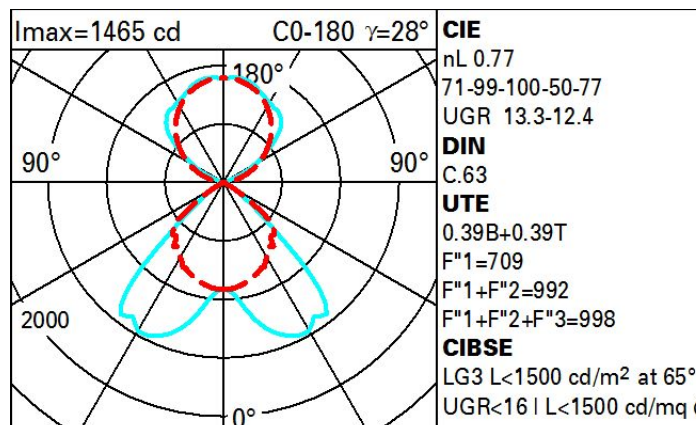
Complies with EN60598-1 and pertinent regulations



Technical data

Im system:	4728	Colour temperature [K]:	6500
W system:	78	Ballast losses [W]:	8
Im source:	3050	Voltage [Vin]:	230
W source:	35	Lamp code:	L105
Luminous efficiency (Im/W, real value):	60.6	Socket:	G5
Im in emergency mode:	-	Number of lamps for optical assembly:	2
Total light flux at or above an angle of 90° [Lm]:	2375	ZVEI Code:	T 16
Light Output Ratio (L.O.R.) [%]:	78	Number of optical assemblies:	1
CRI:	86	Control:	DALI

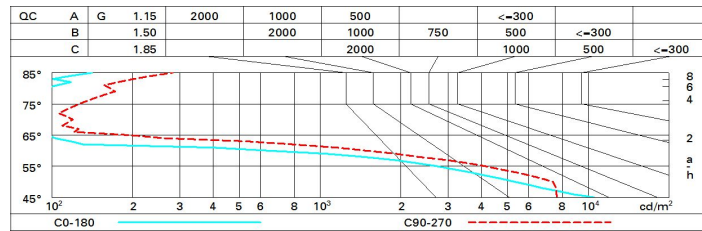
Polar



Utilisation factors

R	77	75	73	71	55	53	33	00	DRR
K0.8	47	40	36	33	36	32	29	22	57
1.0	51	45	41	38	40	37	33	25	64
1.5	57	53	49	46	46	44	38	29	76
2.0	61	57	54	52	50	48	42	32	83
2.5	63	60	57	55	52	50	44	33	87
3.0	64	62	59	57	54	52	45	34	89
4.0	66	64	62	60	55	54	47	35	92
5.0	67	65	63	62	56	55	47	36	93

Luminance curve limit



UGR diagram

Corrected UGR values (at 0.100 lm bare lamp luminous flux)											
Reflect.:		viewed crosswise					viewed endwise				
ceiling/cav		0.70	0.70	0.50	0.50	0.30	0.70	0.70	0.50	0.50	0.30
walls		0.50	0.30	0.50	0.30	0.30	0.50	0.30	0.50	0.30	0.30
work pl.		0.20	0.20	0.20	0.20	0.20	0.20	0.20	0.20	0.20	0.20
Room dim											
x	y										
2H	2H	14.2	14.7	15.1	15.6	16.7	13.3	13.8	14.2	14.7	15.8
	3H	14.0	14.4	14.9	15.3	16.4	13.2	13.6	14.1	14.5	15.6
	4H	13.8	14.2	14.8	15.1	16.3	13.0	13.4	14.0	14.3	15.5
	6H	13.7	14.1	14.6	15.0	16.2	12.9	13.3	13.8	14.2	15.4
	8H	13.6	14.0	14.6	14.9	16.1	12.8	13.2	13.8	14.1	15.3
	12H	13.6	13.9	14.5	14.9	16.1	12.8	13.1	13.7	14.1	15.3
4H	2H	13.9	14.3	14.8	15.2	16.4	13.0	13.4	13.9	14.3	15.5
	3H	13.6	14.0	14.6	14.9	16.1	12.8	13.1	13.7	14.1	15.3
	4H	13.5	13.8	14.5	14.7	16.0	12.6	12.9	13.6	13.9	15.1
	6H	13.4	13.6	14.4	14.6	15.9	12.5	12.7	13.5	13.7	15.0
	8H	13.3	13.5	14.3	14.5	15.8	12.4	12.6	13.4	13.6	14.9
	12H	13.2	13.4	14.2	14.4	15.7	12.3	12.5	13.4	13.5	14.9
8H	4H	13.3	13.5	14.3	14.5	15.8	12.4	12.6	13.4	13.6	14.9
	6H	13.1	13.3	14.2	14.3	15.7	12.3	12.5	13.3	13.5	14.8
	8H	13.1	13.2	14.1	14.2	15.6	12.2	12.4	13.2	13.4	14.7
	12H	13.0	13.1	14.0	14.2	15.5	12.1	12.3	13.2	13.3	14.7
12H	4H	13.2	13.4	14.2	14.4	15.7	12.3	12.6	13.4	13.6	14.9
	6H	13.1	13.2	14.1	14.2	15.6	12.2	12.4	13.2	13.4	14.7
	8H	13.0	13.1	14.0	14.2	15.5	12.1	12.3	13.2	13.3	14.7
Variations with the observer position at spacing:											
S =		1.0H	2.7 / -5.5				1.3 / -2.3				
		1.5H	5.2 / -19.8				2.5 / -13.8				
		2.0H	7.1 / -20.6				4.5 / -17.4				