

## Light Shed dB 60

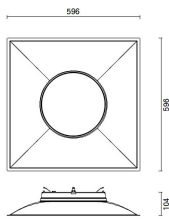
Design iGuzzini

iGuzzini

Last information update: April 2025

### Product configuration: RC97.01

RC97.01: 596X596 - Sound-absorbent - warm white - MPO screen UGR<19 - DALI - 29.2W 3097.5lm - 3000K - White



### Product code

RC97.01: 596X596 - Sound-absorbent - warm white - MPO screen UGR<19 - DALI - 29.2W 3097.5lm - 3000K - White

### Technical description

596x596 mm luminaire for pendant installation or surface-mounted on a modular grille - LED lamp with high colour rendering index; 3000K warm white colour tone emission. Body made of thermal insulating, sound-absorbent, 85% recycled polyester fibre material. OEKO-TEX certified, standard 100, class I, hypoallergenic, skin contact safe product. Waterproof, breathable, non putrescible panel. Product with high efficiency LED complete with MPO screen for UGR<19 L<3000 cd/mq  $\alpha > 65^\circ$  emission, for use in environments with video monitors in compliance with EN 12464-1. The DALI driver is free to be placed inside the the installation compartment as shown on the instruction sheet. Option of recessed installation in plasterboard ceilings using a frame to be ordered as an accessory. The product can be pendant-mounted using accessories to be ordered separately.

### Installation

Surface-mounted on 600x600 mm modular panels. Recessed in plasterboard false ceilings using a frame accessory to be ordered separately. Pendant-mounted using accessories to be ordered separately.

### Colour

White (01)

### Weight (Kg)

1.9

### Wiring

Product complete with DALI components. The electrical cables used are made of a "halogen free" material. (This means that the cables do not contain any halogen materials that in the event of a fire do not emit toxic or corrosive gases and only a small quantity of opaque fumes).

### Notes

See graph for acoustic calculation in Documentation Other colours and customised features are available on request. TPb rated

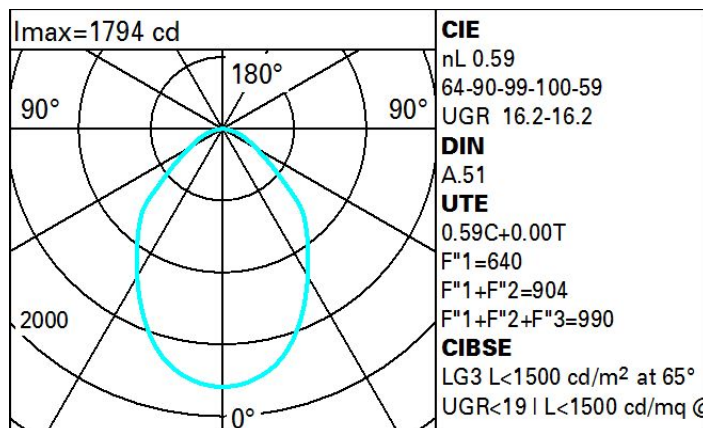
Complies with EN60598-1 and pertinent regulations



### Technical data

lm system:	3098	Colour temperature [K]:	3000
W system:	29.2	MacAdam Step:	3
lm source:	5250	Life Time LED 1:	50,000h - L90 - B10 (Ta 25°C)
W source:	26	Voltage [Vin]:	230
Luminous efficiency (lm/W, real value):	106.1	Lamp code:	LED
lm in emergency mode:	-	Number of lamps for optical assembly:	1
Total light flux at or above an angle of 90° [Lm]:	0	ZVEI Code:	LED
Light Output Ratio (L.O.R.) [%]:	59	Number of optical assemblies:	1
CRI (minimum):	80	Control:	DALI-2

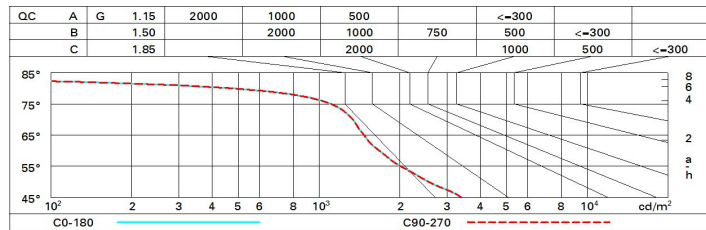
### Polar



Utilisation factors

R	77	75	73	71	55	53	33	00	DRR
K0.8	43	38	35	32	37	34	34	30	52
1.0	47	42	39	36	42	38	38	35	59
1.5	52	49	46	43	48	45	45	42	70
2.0	55	53	50	48	52	49	49	46	78
2.5	57	55	53	51	54	52	51	49	83
3.0	58	57	55	53	55	54	53	51	86
4.0	60	58	57	56	57	56	55	53	90
5.0	61	59	58	57	58	57	56	54	92

Luminance curve limit



UGR diagram

Corrected UGR values (at 5250 lm bare lamp luminous flux)											
Reflect.:		viewed crosswise					viewed endwise				
ceiling	cav	0.70	0.70	0.50	0.50	0.30	0.70	0.70	0.50	0.50	0.30
walls		0.50	0.30	0.50	0.30	0.30	0.50	0.30	0.50	0.30	0.30
work pl.		0.20	0.20	0.20	0.20	0.20	0.20	0.20	0.20	0.20	0.20
Room dim											
x	y										
2H	2H	14.5	15.5	14.8	15.7	16.0	14.5	15.5	14.8	15.7	16.0
	3H	15.2	16.1	15.6	16.4	16.7	14.7	15.6	15.1	15.9	16.2
	4H	15.5	16.3	15.9	16.6	17.0	14.8	15.6	15.1	15.9	16.2
	6H	15.6	16.4	15.9	16.7	17.0	14.8	15.6	15.1	15.9	16.2
	8H	15.5	16.3	15.9	16.6	17.0	14.8	15.5	15.1	15.8	16.2
	12H	15.5	16.2	15.9	16.6	16.9	14.7	15.4	15.1	15.8	16.2
4H	2H	14.8	15.6	15.1	15.9	16.2	15.5	16.3	15.9	16.6	17.0
	3H	15.7	16.4	16.1	16.8	17.2	15.9	16.6	16.3	17.0	17.3
	4H	16.1	16.7	16.5	17.1	17.5	16.1	16.7	16.5	17.1	17.5
	6H	16.2	16.8	16.6	17.2	17.6	16.2	16.7	16.6	17.1	17.6
	8H	16.2	16.7	16.6	17.1	17.5	16.2	16.7	16.6	17.1	17.5
	12H	16.1	16.6	16.6	17.0	17.5	16.1	16.6	16.6	17.0	17.5
8H	4H	16.2	16.7	16.6	17.1	17.5	16.2	16.7	16.6	17.1	17.5
	6H	16.3	16.7	16.8	17.2	17.7	16.3	16.7	16.8	17.1	17.6
	8H	16.3	16.6	16.8	17.1	17.6	16.3	16.6	16.8	17.1	17.6
	12H	16.2	16.5	16.7	17.0	17.6	16.3	16.6	16.8	17.0	17.6
12H	4H	16.1	16.6	16.6	17.0	17.5	16.1	16.6	16.6	17.0	17.5
	6H	16.3	16.6	16.8	17.1	17.6	16.2	16.6	16.7	17.1	17.6
	8H	16.3	16.6	16.8	17.0	17.6	16.2	16.5	16.7	17.0	17.6
Variations with the observer position at spacing:											
S =	1.0H	0.5 / -0.6					0.5 / -0.6				
	1.5H	1.0 / -1.4					1.0 / -1.4				
	2.0H	2.0 / -1.8					2.0 / -1.8				