iPro

Design Mario Cucinella | **iGuzzini**

Last information update: November 2024

Product configuration: EP71
EP71: Spotlight with bracket - Tunable White LED - DMX-RDM - Very Wide Flood optic

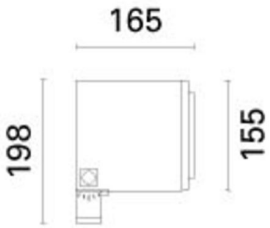

Product code
EP71: Spotlight with bracket - Tunable White LED - DMX-RDM - Very Wide Flood optic

Technical description
Floodlight designed to use WNC LED lamps (2700K ÷ 6500K), a Very Wide Flood optic and a DMX-RDM control. Can be installed at ground level, on walls (using screw anchors) and on pole mounting systems. The luminaire consists of an optical assembly/component-holding box and hidden fixing bracket. The optical assembly and front frame are made of die-cast aluminium alloy painted with a smooth finish (grey RAL 9007) or a textured finish (white RAL 9016). The painting process includes a multi-step, pre-treatment process, in which the main phases are degreasing, fluorozirconation (a protective surface film) and sealing (with a nano-structured silane layer). The next painting stage consists of a primer and a liquid acrylic paint, cured at 150°C, with a high level of weather and UV ray resistance. The tempered sodium-calcium glass cover has customised serigraphy, is 5mm thick, and joined to the frame with silicone. The frame is fastened to the optical assembly by captive M5 AISI 304 stainless steel screws and a galvanised steel safety cable. The product comes complete with a 2700K to 6500K white colour LED circuit, an optic with a 99.93% super-pure aluminium Opti Beam Reflector reflector with a polished, anodized surface and built-in electronic ballast. The component-holding box, in the rear of the luminaire, is set up to hold the control gear, which is fixed with captive screws on a galvanised steel pull-out plate. The control gear can be accessed through the rear door made of painted aluminium alloy, fixed to the product body with four M5 AISI 304 stainless steel captive screws and a safety cable. iPro can be adjusted +95°/ -5° relative to the horizontal line using a bracket made of extruded aluminium, on which a graduated scale (with 15° steps) is marked using serigraphy. The internal silicone seals guarantee watertightness IP66h Set up for pass-through wiring using a double M24x1.5 nickel-plated brass cable gland (suitable for cables with 7÷16mm diameter). All external screws used are made of A2 stainless steel. The luminaire technical characteristics conform to EN60598-1 standards and particular requirements.

Installation
Ground, wall or ceiling installation using special bracket. Secure using screw anchors for concrete, cement and solid brick.

Colour	**Weight (Kg)**
White (01) | Black (04) | Grey (15) | Rust Brown (F5)	3.9

Mounting
wall arm|ground surface|wall surface|ground anchored|ground spike|ceiling surface|u-bracket

Wiring
Control gear complete with dimmable DMX-RDM electronic ballast.

Notes
Overvoltage protection: 2KV Common Mode and 1KV Differential Mode (we recommend using the X495 item code).

Complies with EN60598-1 and pertinent regulations

960°C IK07 IP66

Technical data

lm system:	1474	Life Time LED 1:	60,000h - L80 - B10 (Ta 25°C)
W system:	18.1	Life Time LED 2:	53,000h - L80 - B10 (Ta 40°C)
lm source:	2200	Voltage [Vin]:	230
W source:	16	Lamp code:	LED
Luminous efficiency (lm/W, real value):	81.4	Number of lamps for optical assembly:	1
lm in emergency mode:	-	ZVEI Code:	LED
Total light flux at or above an angle of 90° [Lm]:	0	Number of optical assemblies:	1
Light Output Ratio (L.O.R.) [%]:	67	Intervallo temperatura ambiente:	from -20°C to 35°C.
Beam angle [°]:	76°	Control:	DMX-RDM
Colour temperature [K]:	Tunable white 2700 - 6500		

Polar

Imax=1134 cd C0-180 γ=13°

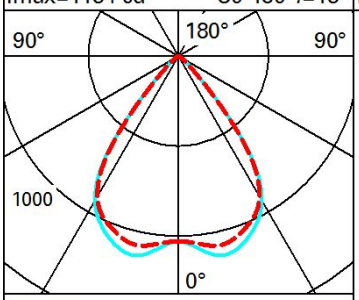

α=76°

Lux

h	d1	d2	Em	Emax
2	3.1	3.1	203	267
4	6.3	6.3	51	67
6	9.4	9.4	23	30
8	12.5	12.5	13	17

Isolux

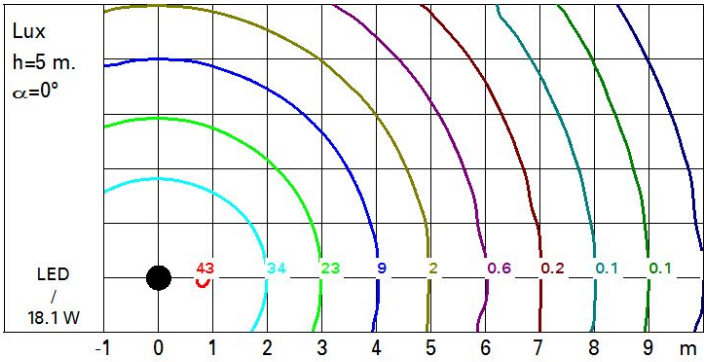

UGR diagram

Corrected UGR values (at 2200 lm bare lamp luminous flux)

Riflect.:											
ceil/cav		0.70	0.70	0.50	0.50	0.30	0.70	0.70	0.50	0.50	0.30
walls		0.50	0.30	0.50	0.30	0.30	0.50	0.30	0.50	0.30	0.30
work pl.		0.20	0.20	0.20	0.20	0.20	0.20	0.20	0.20	0.20	0.20
Room dim				viewed					viewed		
x	y			crosswise					endwise		
2H	2H	19.1	19.8	19.4	20.1	20.3	19.0	19.7	19.3	19.9	20.2
	3H	19.0	19.6	19.3	19.9	20.2	18.9	19.5	19.2	19.8	20.0
	4H	18.9	19.5	19.3	19.8	20.1	18.8	19.4	19.1	19.7	20.0
	6H	18.9	19.4	19.2	19.7	20.1	18.7	19.3	19.1	19.6	19.9
	8H	18.8	19.4	19.2	19.7	20.0	18.7	19.2	19.0	19.5	19.9
	12H	18.8	19.3	19.2	19.6	20.0	18.6	19.1	19.0	19.5	19.8
4H	2H	18.9	19.5	19.3	19.8	20.1	18.8	19.4	19.1	19.7	20.0
	3H	18.8	19.3	19.2	19.7	20.0	18.7	19.2	19.1	19.5	19.9
	4H	18.7	19.2	19.1	19.6	19.9	18.6	19.0	19.0	19.4	19.8
	6H	18.7	19.1	19.1	19.5	19.9	18.5	18.9	19.0	19.3	19.7
	8H	18.6	19.0	19.1	19.4	19.8	18.5	18.8	18.9	19.3	19.7
	12H	18.6	18.9	19.0	19.3	19.8	18.4	18.8	18.9	19.2	19.6
8H	4H	18.6	19.0	19.1	19.4	19.8	18.5	18.9	18.9	19.3	19.7
	6H	18.6	18.8	19.0	19.3	19.8	18.4	18.7	18.9	19.2	19.6
	8H	18.5	18.8	19.0	19.2	19.7	18.4	18.6	18.9	19.1	19.6
	12H	18.5	18.7	19.0	19.2	19.7	18.3	18.5	18.8	19.0	19.5
12H	4H	18.6	18.9	19.0	19.3	19.8	18.5	18.8	18.9	19.2	19.7
	6H	18.5	18.8	19.0	19.2	19.7	18.4	18.6	18.9	19.1	19.6
	8H	18.5	18.7	19.0	19.2	19.7	18.3	18.5	18.8	19.0	19.5

Variations with the observer position at spacing:

S =	1.0H	3.8 / -8.7	3.8 / -8.5
	1.5H	6.6 / -10.4	6.5 / -10.2
	2.0H	8.6 / -11.1	8.5 / -10.9