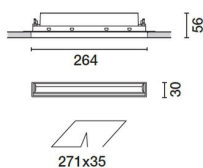


Last information update: April 2024

Product configuration: P198

P198: Frameless Recessed luminaire - Tunable White LED - Wall washer optic

**Product code**P198: Frameless Recessed luminaire - Tunable White LED - Wall washer optic **Attention! Code no longer in production****Technical description**

Miniaturized recessed rectangular luminaire. LED lamps with different colour temperatures that allow them to be modulated. This variation is achieved by mixing the emission of 5 x 2700K high CRI LEDs and 5 x 2,700K high CRI LEDs. The colour temperature remains uniform and constant even when different size products are used together and with an uneven number of warm and cold LEDs. Main body with die-cast aluminium radiant surface, minimal (frameless) version for mounting flush with the ceiling. Asymmetrical optic system designed to achieve an effective wall washer distribution. Flux enhancer - superpure aluminium reflector - screen in PMMA with ribbed texture; a special film in acrylic material, combined with the screen, allow for a uniform and effective light emission on the wall. Black polycarbonate internal perimeter frame. Supplied with an integrated (basic) power system that allows the colour temperature to be varied, without using any extra components, but simply by pressing the buttons (max 4 products). Using the 6170 code you can obtain a simple and intuitive DALI programmable solution with touch-screen. There are also other control systems available with different codes for large systems that require specialised technicians for their programming: the MH97 + MH93 + M102 group can be used for a DALI / KNX programmable solution - the MH97 + MH93 + M618 group can be used to extend the control of the system to remote supports such as tablets and smart phones.

Installation

recessed with steel wire springs on the specific adapter (included) which allows flush-mounting with the ceiling. Adapter for fitting luminaire to false ceilings (12.5 mm thick) with self-tapping screws; subsequent filling and smoothing operations; insertion of luminaire body and stylish finishing. Preparation hole 35 x 271

Colour

Black (04)

Weight (Kg)

0.93


Mounting

wall recessed|ceiling recessed

Wiring

Power units included. Various management solutions are available with a separate code. For technical data, properties and connection modes see the instruction sheet.

Complies with EN60598-1 and pertinent regulations

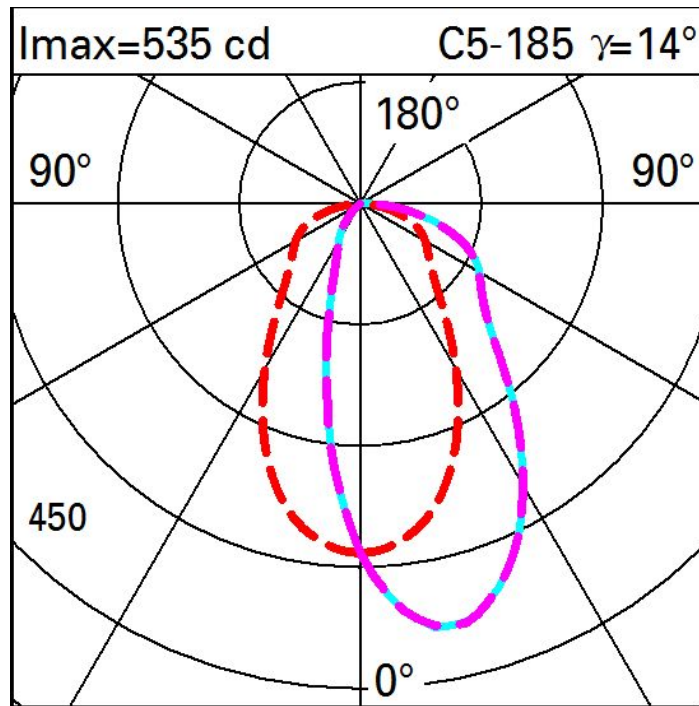


On the visible part of the product once installed

Technical data

| | | | |
|--|------|---------------------------------------|-------------------------------|
| lm system: | 683 | CRI (typical): | 97 |
| W system: | 26 | Colour temperature [K]: | Tunable white 2700 - 5700 |
| lm source: | 1750 | Life Time LED 1: | 50,000h - L90 - B10 (Ta 25°C) |
| W source: | 18 | Lamp code: | LED |
| Luminous efficiency (lm/W, real value): | 26.3 | Number of lamps for optical assembly: | 1 |
| lm in emergency mode: | - | ZVEI Code: | LED |
| Total light flux at or above an angle of 90° [Lm]: | 0 | Number of optical assemblies: | 1 |
| Light Output Ratio (L.O.R.) [%]: | 39 | | |

Polar



Illuminances

| Lux | | | | | | | | | | | | | Wall distance = 1m | |
|-----|---|----|----|----|----|-----|----|----|----|---|---|--|--------------------|--|
| 3 | | | | | | | | | | | | | | |
| | 2 | 4 | 10 | 25 | 66 | 115 | 66 | 25 | 10 | 4 | 2 | | | |
| 2 | 4 | 7 | 14 | 29 | 60 | 83 | 60 | 29 | 14 | 7 | 4 | | | |
| | 4 | 7 | 13 | 27 | 49 | 63 | 49 | 27 | 13 | 7 | 4 | | | |
| 1 | 4 | 6 | 11 | 22 | 35 | 42 | 35 | 22 | 11 | 6 | 4 | | | |
| | 3 | 6 | 10 | 16 | 23 | 26 | 23 | 16 | 10 | 6 | 3 | | | |
| 0 | | | | | | | | | | | | | | |
| | m | -2 | -1 | 0 | 1 | 2 | 3 | | | | | | | |