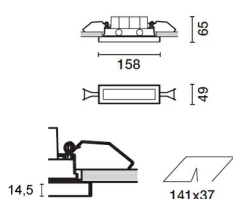


Last information update: May 2024

Product configuration: BX62

BX62: Recessed rectangular ceiling-mounted IP68 luminaire, compact body, Warm White LEDs, Wide Flood optic.

**Product code**BX62: Recessed rectangular ceiling-mounted IP68 luminaire, compact body, Warm White LEDs, Wide Flood optic. **Attention! Code no longer in production****Technical description**

Miniaturised recessed rectangular luminaire with five optical elements with 2700K Warm White LED light sources - fixed Wide Flood optic. Comprises a (round) optical compartment, frame, glass, outgoing cable and installation accessories to be ordered separately, where necessary. The optical compartment and frame are made of aluminium alloy and subjected to a multi-step pre-treatment process, the main phases of which include degreasing, fluorozirconic coating (a surface protective coat) and sealing (silane-based nanostructured coat). The successive painting phase is completed using primer and liquid acrylic paint, baked at 150°C, guaranteeing excellent resistance to atmospheric agents and UV rays. The glass-holder frame has plastic end caps. Tempered soda-lime closing glass, transparent with black screen-printing on the edge, 3mm thickness, attached to the frame with silicone. Silicone seals are placed between the glass-holder frame and the optical compartment. High-definition optic made of metallic thermoplastic, integrated into the black anti-glare screen towards the rear. Grade 304 stainless steel supporting springs. Equipped with IP68 control gear with outgoing cable for connection. The optical compartment and control gear are connected through IP68 quick-fit connectors. All external screws are made of A2 stainless steel.

Installation

Recessed installation with protruding frame on 1-20mm-thick suspended ceilings. Recess opening on suspended ceiling, size 141x37. Recessed installation with flush frame on 12.5mm- or 15mm-thick suspended ceilings, through adapter frame to be ordered separately. Installation on concrete ceilings using an outer casing to be ordered separately (flush and protruding frame).

Colour

Black / White (47) | Grey / Black (74)

Weight (Kg)

0.63

Mounting

ceiling recessed

Wiring

Power supply unit inclusive of electronic control gear (220-240VAC 50/60Hz) with outgoing connection cable. IP68 connectors, to be ordered separately, are available for the electrical connections.

Notes

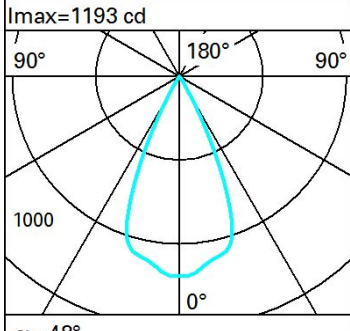
Versions with black painted frame, DALI or with Neutral White LEDs (Wide Flood optic) are available on request.

Complies with EN60598-1 and pertinent regulations

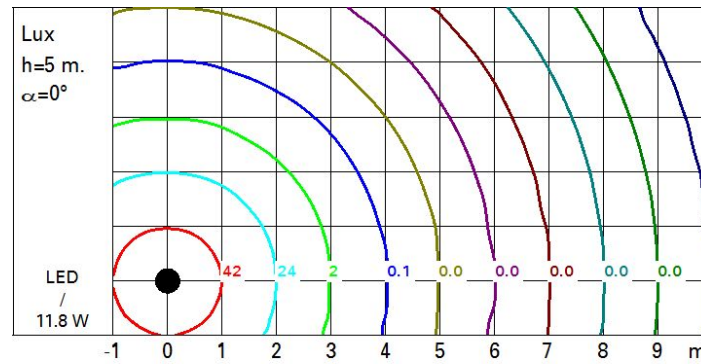
**Technical data**

lm system:	645	CRI (typical):	97
W system:	11.8	Colour temperature [K]:	2700
lm source:	850	MacAdam Step:	3
W source:	10	Life Time LED 1:	100,000h - L90 - B10 (Ta 25°C)
Luminous efficiency (lm/W, real value):	54.7	Life Time LED 2:	100,000h - L90 - B10 (Ta 40°C)
lm in emergency mode:	-	Lamp code:	LED
Total light flux at or above an angle of 90° [Lm]:	0	Number of lamps for optical assembly:	1
Light Output Ratio (L.O.R.) [%]:	76	ZVEI Code:	LED
Beam angle [°]:	48°	Number of optical assemblies:	1
CRI (minimum):	95	Intervallo temperatura ambiente:	from -30°C to 50°C.

Polar

Imax=1193 cd		Lux			
		h	d	Em	Emax
	90°	2	1.8	241	298
	180°	4	3.6	60	75
	90°	6	5.3	27	33
	0°	8	7.1	15	19
α = 48°					

Isolux



UGR diagram

Corrected UGR values (at 850 lm bare lamp luminous flux)											
Reflect.:		viewed crosswise					viewed endwise				
ceiling		0.70	0.70	0.50	0.50	0.30	0.70	0.70	0.50	0.50	0.30
walls		0.50	0.30	0.50	0.30	0.30	0.50	0.30	0.50	0.30	0.30
work pl.		0.20	0.20	0.20	0.20	0.20	0.20	0.20	0.20	0.20	0.20
Room dim		viewed crosswise					viewed endwise				
x	y										
2H	2H	0.8	1.3	1.1	1.5	1.8	0.8	1.3	1.1	1.5	1.8
	3H	0.8	1.2	1.1	1.5	1.7	0.7	1.2	1.0	1.4	1.7
	4H	0.7	1.1	1.0	1.4	1.7	0.7	1.1	1.0	1.4	1.7
	6H	0.7	1.1	1.0	1.4	1.7	0.6	1.0	0.9	1.3	1.6
	8H	0.7	1.0	1.0	1.4	1.7	0.6	0.9	0.9	1.2	1.6
	12H	0.7	1.0	1.0	1.3	1.7	0.5	0.9	0.9	1.2	1.6
4H	2H	0.7	1.1	1.0	1.4	1.7	0.7	1.1	1.0	1.4	1.7
	3H	0.6	0.9	1.0	1.3	1.6	0.6	1.0	1.0	1.3	1.6
	4H	0.5	0.9	0.9	1.2	1.6	0.5	0.9	0.9	1.2	1.6
	6H	0.5	0.8	0.9	1.2	1.6	0.5	0.8	0.9	1.1	1.6
	8H	0.5	0.8	0.9	1.2	1.6	0.4	0.7	0.9	1.1	1.5
	12H	0.5	0.7	1.0	1.2	1.6	0.4	0.6	0.8	1.1	1.5
8H	4H	0.4	0.7	0.9	1.1	1.5	0.5	0.8	0.9	1.2	1.6
	6H	0.4	0.6	0.9	1.1	1.6	0.5	0.7	0.9	1.1	1.6
	8H	0.4	0.6	0.9	1.1	1.6	0.4	0.6	0.9	1.1	1.6
	12H	0.5	0.6	1.0	1.1	1.6	0.4	0.6	0.9	1.1	1.6
12H	4H	0.4	0.6	0.8	1.1	1.5	0.5	0.7	1.0	1.2	1.6
	6H	0.4	0.6	0.9	1.0	1.5	0.5	0.7	1.0	1.1	1.6
	8H	0.4	0.6	0.9	1.1	1.6	0.5	0.6	1.0	1.1	1.6
Variations with the observer position at spacing:											
S =		1.0H	0.2 / -0.5					0.2 / -0.5			
		1.5H	9.0 / -0.9					9.0 / -0.9			
		2.0H	11.0 / -7.2					11.0 / -7.2			