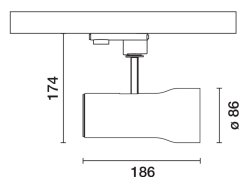


Last information update: May 2025

Product configuration: 344A

344A: SIPARIO Ø86 spotlight - DALI - Flood - OBLens -

**Product code**

344A: SIPARIO Ø86 spotlight - DALI - Flood - OBLens -

Technical description

Ø86 adjustable spotlight with adapter for installation on a base or electrified track. LED lamp with C.O.B. (Chip on board) technology, -CRI97- high colour rendering and 3500K tone.

Die-cast aluminium body with thermoplastic rear cap and front ring (Mass-Balance). The product can be rotated by 360° around the vertical axis with a mechanical lock and tilted by 90° relative to the horizontal plane. Passive heat dissipation.

OptiBeam Lens optical system with Flood optic.

Dimmable electronic DALI-2 power supply integrated in the body of the luminaire.

Spotlight with Push&Go system designed to facilitate and safely accelerate the connection between product and optic accessory.

Mechanically disconnecting the accessory allows it to be disengaged but not dropped. Three internal accessories and one external one can be used simultaneously. All internal accessories rotate 360° about the spotlight longitudinal axis.

Installation

Base or mains voltage track.

Colour

White (01) | Matte black (V0)

Weight (Kg)

0.87

Mounting

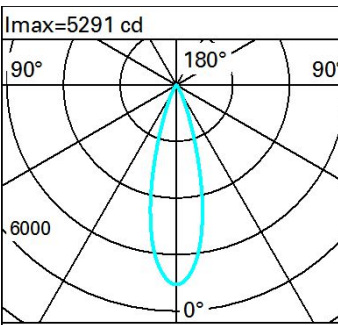
three circuit track

Complies with EN60598-1 and pertinent regulations

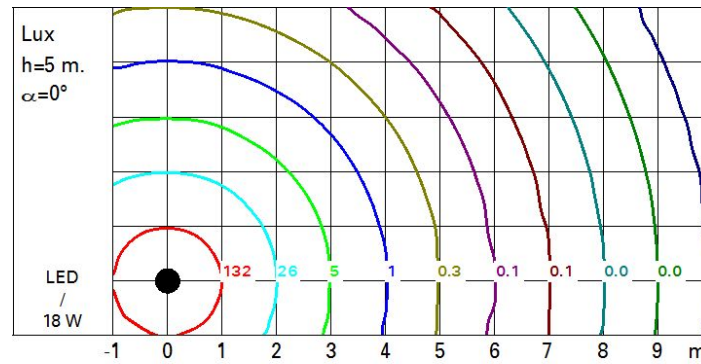
**Technical data**

lm system:	1443	CRI (minimum):	97
W system:	18	Colour temperature [K]:	3500
lm source:	1760	MacAdam Step:	2
W source:	16	Life Time LED 1:	> 50,000h - L90 - B10 (Ta 25°C)
Luminous efficiency (lm/W, real value):	80.2	Lamp code:	LED
lm in emergency mode:	-	Number of lamps for optical assembly:	1
Total light flux at or above an angle of 90° [Lm]:	0	ZVEI Code:	LED
Light Output Ratio (L.O.R.) [%]:	82	Number of optical assemblies:	1
Beam angle [°]:	28°	Control:	DALI-2

Polar

Imax=5291 cd		Lux			
		h	d	Em	Emax
90°	180°	2	1	1052	1323
		4	2	263	331
		6	3	117	147
		8	4.1	66	83
alpha=28°					

Isolux



UGR diagram

Corrected UGR values (at 1760 lm bare lamp luminous flux)												
Reflect.:		viewed crosswise					viewed endwise					
ceiling		0.70	0.70	0.50	0.50	0.30	0.70	0.70	0.50	0.50	0.30	
walls		0.50	0.30	0.50	0.30	0.30	0.50	0.30	0.50	0.30	0.30	
work pl.		0.20	0.20	0.20	0.20	0.20	0.20	0.20	0.20	0.20	0.20	
Room dim		viewed crosswise					viewed endwise					
x	y											
2H	2H	10.7	12.7	11.0	13.0	13.3	10.7	12.7	11.0	13.0	13.3	
	3H	10.5	12.1	10.9	12.4	12.8	10.5	12.1	10.9	12.4	12.8	
	4H	10.5	11.8	10.8	12.1	12.5	10.5	11.8	10.9	12.1	12.5	
	6H	10.4	11.5	10.8	11.8	12.2	10.4	11.5	10.8	11.8	12.2	
	8H	10.4	11.4	10.8	11.8	12.1	10.4	11.4	10.8	11.8	12.2	
	12H	10.3	11.4	10.7	11.7	12.1	10.3	11.4	10.7	11.7	12.1	
4H	2H	10.5	11.8	10.9	12.1	12.5	10.5	11.8	10.8	12.1	12.5	
	3H	10.4	11.4	10.8	11.8	12.1	10.4	11.4	10.8	11.8	12.1	
	4H	10.3	11.2	10.7	11.6	12.0	10.3	11.2	10.7	11.6	12.0	
	6H	9.9	11.5	10.4	12.0	12.4	9.9	11.5	10.4	12.0	12.4	
	8H	9.8	11.6	10.3	12.0	12.5	9.8	11.6	10.3	12.0	12.5	
	12H	9.7	11.6	10.2	12.0	12.6	9.7	11.6	10.2	12.0	12.6	
8H	4H	9.8	11.6	10.3	12.0	12.5	9.8	11.6	10.3	12.0	12.5	
	6H	9.7	11.4	10.2	11.9	12.4	9.7	11.4	10.2	11.9	12.4	
	8H	9.6	11.2	10.2	11.7	12.2	9.6	11.2	10.2	11.7	12.2	
	12H	9.8	10.8	10.3	11.3	11.9	9.8	10.8	10.3	11.3	11.9	
12H	4H	9.7	11.6	10.2	12.0	12.6	9.7	11.6	10.2	12.0	12.6	
	6H	9.6	11.2	10.2	11.7	12.2	9.6	11.2	10.2	11.7	12.2	
	8H	9.8	10.8	10.3	11.3	11.9	9.8	10.8	10.3	11.3	11.9	
Variations with the observer position at spacing:												
S =		1.0H	4.5 / -7.0				4.5 / -7.0					
		1.5H	7.2 / -10.2				7.2 / -10.2					
		2.0H	9.2 / -12.9				9.2 / -12.9					