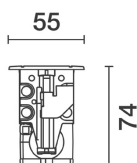


Last information update: November 2024

Product configuration: BT23+BZY9.00BT23: Mini Linear Recessed Luminaire - Neutral White LEDs - 24V dc - L=1080mm - Flood Optic and non-slip glass
BZY9.00: Casing for monochrome static version - L=1080 - Indeterminate**Product code**

BT23: Mini Linear Recessed Luminaire - Neutral White LEDs - 24V dc - L=1080mm - Flood Optic and non-slip glass

Technical description

Direct light luminaire, designed to use Neutral White monochrome LED lamps, and a flood optic with non-slip glass. Ground-, wall- and ceiling-recessed. Consists of a body and outer casing for installation, to be ordered separately. Extruded aluminium body, with die-cast aluminium end caps complete with silicone seals. The painting process includes a multi-step, pre-treatment process, in which the main phases are degreasing, fluorozirconation (a protective surface film) and sealing (with a nano-structured silane layer). The following painting stage consists of a primer and a liquid acrylic paint, cured at 150°C, with a high level of weather and UV ray resistance. Lower PPS (polyphenylene sulfide) box for control gear. The top of the optical assembly is closed by an 8 mm thick non-slip glass screen (conforming to class R12 in accordance with DIN 51130), fixed with silicone. Complete with multi-LED plate in Neutral White with 24V dc electronic circuit (ballast to be ordered separately). 24V intelligent driver that ensures light flow emission is constant even when the input voltage varies (from 30V dc to 16V dc). Fitted with optics with a plastic (methacrylate) lens for Flood lighting. The lower box has two PG11 nickel-plated brass cable glands for Ø6.5÷11 mm cables used for pass-through wiring. To fix the optical assembly to the outer casing or false ceiling the product has a quick coupling system using an Allen key. Outer casing for installation made of aluminium with technopolymer covers, to be ordered separately. All external screws used are made of A2 stainless steel. The luminaire technical characteristics conform to EN 60598-1 standards and particular requirements.

Installation

Ground- and wall-recessed using the outer casing, to be ordered separately. For ground installation a drainage channel must be created or gravel inserted for drainage under the outer casing before installation, to guarantee the degree of protection stated. For ceiling-mounting with plasterboard panels (1-30 mm thick), make the preparation openings as indicated in the instructions sheet and use the accessory with code X013 (kit containing steel cables with reinforcement plates).

Colour

Grey (15)

Mounting

wall recessed|ceiling recessed|ground recessed

Wiring

Equipped with a 24V dc electronic circuit fitted inside the device. 24V dc electronic ballasts to be ordered separately. For the electrical connection the product has a lower box holding two quick coupling terminals (3-pole, max. 4 mm²) and double cable glands for pass-through wiring.

Notes

Product complete with LED lamp. The frame, glass, optical assembly and outer casing together guarantee a maximum static load of 1000 kg.

Complies with EN60598-1 and pertinent regulations

**Accessory code**

BZY9.00: Casing for monochrome static version - L=1080 - Indeterminate

Technical description

Aluminium outer casing L=1073mm complete with technopolymer side and upper caps and black rubber membrane cable glands. The side caps are supplied with openable circular walls to facilitate the insertion of corrugated tubes (passage of power cables). To be used on recessed Linealuce Mini modules L=1080mm with static monochrome leds

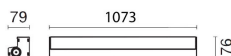
Installation

For ground- or wall-recessed installation with cast cement/concrete or other suitable material. For ground installation a drainage channel must be created (positioned below the special holes) or gravel inserted for drainage under the outer casing before installation, to guarantee the degree of protection stated.

Colour

Indeterminate (00)

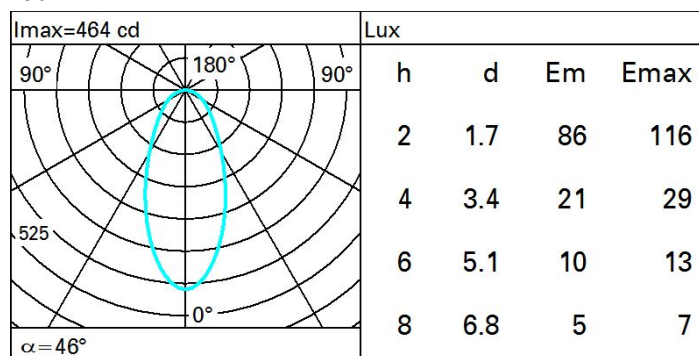
Complies with EN60598-1 and pertinent regulations



Technical data

Im system:	496	MacAdam Step:	3
W system:	14	Life Time LED 1:	100,000h - L80 - B10 (Ta 25°C)
Im source:	1240	Life Time LED 2:	66,000h - L80 - B10 (Ta 40°C)
W source:	13	Voltage [Vin]:	24
Luminous efficiency (Im/W, real value):	35.4	Lamp code:	LED
Im in emergency mode:	-	Number of lamps for optical assembly:	1
Total light flux at or above an angle of 90° [Lm]:	0	ZVEI Code:	LED
Light Output Ratio (L.O.R.) [%]:	40	Number of optical assemblies:	1
Beam angle [°]:	46°	Intervall temperatura ambiente:	from -30°C to 50°C.
CRI (minimum):	80	LED current [mA]:	350
Colour temperature [K]:	4000	Control:	DMX

Polar



Isolux

