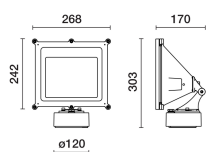


Last information update: March 2025

Product configuration: PY23.01

PY23.01: Floodlight with base – Warm White – Integrated power supply - DALI-2 - 42.4W 5110lm - 3000K - White

**Product code**

PY23.01: Floodlight with base – Warm White – Integrated power supply - DALI-2 - 42.4W 5110lm - 3000K - White

Technical description

Floodlight designed to use LED lamps and an STCy0.5 optic. Consisting of an optical assembly, an arm with a swivel joint and a glass-holding frame and base in aluminium alloy, subjected to a multi-step, pre-treatment process, in which the main phases are degreasing, fluorozirconation and sealing. The following painting stage consists of a primer and a liquid acrylic paint, cured at 150°C, with a high level of weather and UV ray resistance. Transparent, 4mm thick, tempered sodium-calcium closing glass. The gasket is in black silicone. The product includes a Warm White monochrome circuit with a White Optismart Lens optical system. The electronic DALI-2 power supply is integrated in the product and compatible with remote management systems. The frame includes steel retaining cables. The product with a base can be adjusted on a vertical plane by $\pm 45^\circ$ and on a horizontal plane by 360° . All external screws used are made of A2 stainless steel.

Installation

The product can be floor, wall or ceiling-installed and also pole-mounted using steel arms or a steel flange.

Colour

White (01)

Weight (Kg)

3.67

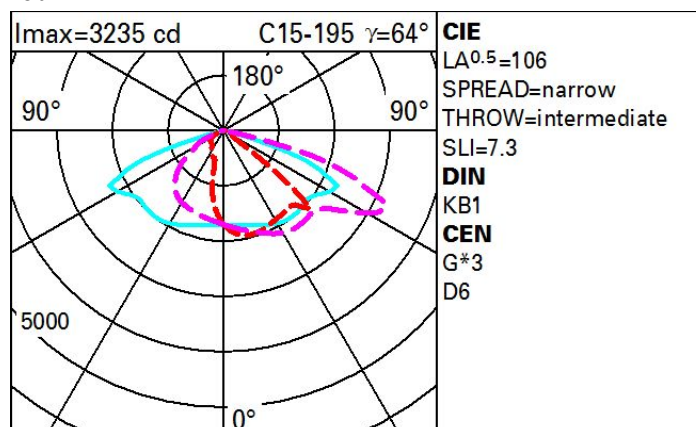
Mounting

wall arm|wall surface|ceiling surface

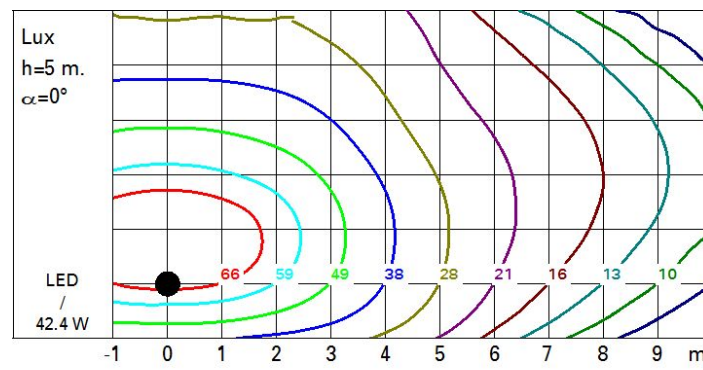
Complies with EN60598-1 and pertinent regulations

**Technical data**

lm system:	5110	Life Time LED 2:	100,000h - L90 - B10 (Ta 40°C)
W system:	42.4	Lamp code:	LED
lm source:	-	Number of lamps for optical assembly:	1
W source:	-	ZVEI Code:	LED
Luminous efficiency (lm/W, real value):	120.5	Number of optical assemblies:	1
lm in emergency mode:	-	Intervallo temperatura ambiente:	from -40°C to 35°C.
Total light flux at or above an angle of 90° [Lm]:	0	Power factor:	See installation instructions
Light Output Ratio (L.O.R.) [%]:	100	Inrush current:	21 A / 300 μ s
CRI (minimum):	80	Maximum number of luminaires of this type per miniature circuit breaker:	B10A: 13 luminaires B16A: 21 luminaires C10A: 21 luminaires C16A: 35 luminaires
Colour temperature [K]:	3000	Overvoltage protection:	10kV Common mode & 6kV Differential mode
MacAdam Step:	3	Control:	DALI-2
Life Time LED 1:	100,000h - L90 - B10 (Ta 25°C)		

Polar

Isolux



Utilisation factors

