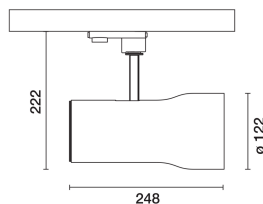


Last information update: March 2025

**Product configuration: 523A**

523A: SIPARIO Ø122 spotlight - DALI - VeryWideFlood - OBLens -

**Product code**

523A: SIPARIO Ø122 spotlight - DALI - VeryWideFlood - OBLens -

**Technical description**

Ø122 adjustable spotlight with adapter for installation on a base or electrified track. LED lamp with C.O.B. (Chip on board) technology, -CRI90- high colour rendering and 4000K tone.

Die-cast aluminium body with thermoplastic rear cap and front ring (Mass-Balance). The product can be rotated by 360° around the vertical axis with a mechanical lock and tilted by 90° relative to the horizontal plane. Passive heat dissipation.

OptiBeam Lens optical system with VeryWideFlood optic.

Dimmable electronic DALI-2 power supply integrated in the body of the luminaire.

Spotlight with Push&Go system designed to facilitate and safely accelerate the connection between product and optic accessory.

Mechanically disconnecting the accessory allows it to be disengaged but not dropped. Three internal accessories and one external one can be used simultaneously. All internal accessories rotate 360° about the spotlight longitudinal axis.

**Installation**

Base or mains voltage track.

**Colour**

White (01) | Matte black (V0)

**Weight (Kg)**

1.82

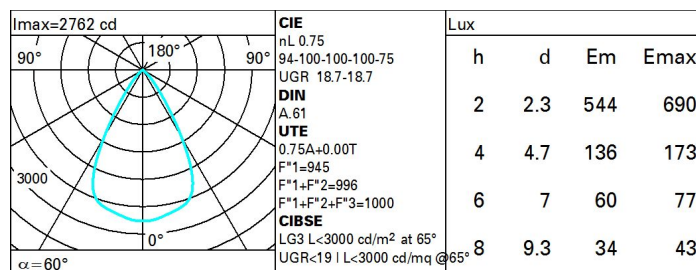
**Mounting**

three circuit track

Complies with EN60598-1 and pertinent regulations

**Technical data**

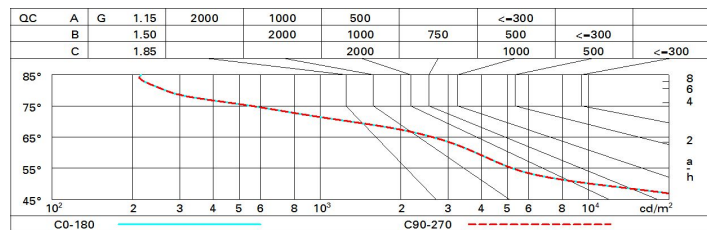
lm system:	2603	CRI (minimum):	90
W system:	29.4	Colour temperature [K]:	4000
lm source:	3470	MacAdam Step:	2
W source:	26	Life Time LED 1:	> 50,000h - L90 - B10 (Ta 25°C)
Luminous efficiency (lm/W, real value):	88.5	Lamp code:	LED
lm in emergency mode:	-	Number of lamps for optical assembly:	1
Total light flux at or above an angle of 90° [Lm]:	0	ZVEI Code:	LED
Light Output Ratio (L.O.R.) [%]:	75	Number of optical assemblies:	1
Beam angle [°]:	60°	Control:	DALI-2

**Polar**

# Utilisation factors

R	77	75	73	71	55	53	33	00	DRR
K0.8	66	62	59	57	61	59	58	56	74
1.0	69	66	63	61	65	63	62	60	79
1.5	73	71	68	67	70	68	67	65	86
2.0	76	74	72	71	73	71	70	68	91
2.5	77	76	75	73	75	74	73	71	94
3.0	78	77	76	75	76	75	74	72	96
4.0	79	78	78	77	77	77	75	73	98
5.0	80	79	79	78	78	77	76	74	99

# Luminance curve limit



# UGR diagram

Corrected UGR values (at 3470 lm bare lamp luminous flux)											
Reflect.: ceiling walls work pl. Room dim x y		viewed crosswise					viewed endwise				
		0.70	0.70	0.50	0.50	0.30	0.70	0.70	0.50	0.50	0.30
		0.50	0.30	0.50	0.30	0.30	0.50	0.30	0.50	0.30	0.30
		0.20	0.20	0.20	0.20	0.20	0.20	0.20	0.20	0.20	0.20
2H	2H	19.2	19.9	19.5	20.2	20.4	19.2	19.9	19.5	20.2	20.4
	3H	19.1	19.7	19.4	20.0	20.3	19.1	19.7	19.4	20.0	20.3
	4H	19.1	19.6	19.4	19.9	20.2	19.1	19.6	19.4	19.9	20.2
	6H	19.0	19.5	19.3	19.8	20.1	19.0	19.5	19.3	19.8	20.1
	8H	18.9	19.4	19.3	19.8	20.1	18.9	19.4	19.3	19.8	20.1
	12H	18.9	19.4	19.3	19.7	20.1	18.9	19.4	19.3	19.7	20.1
4H	2H	19.1	19.6	19.4	19.9	20.2	19.1	19.6	19.4	19.9	20.2
	3H	18.9	19.4	19.3	19.7	20.1	18.9	19.4	19.3	19.7	20.1
	4H	18.8	19.3	19.2	19.6	20.0	18.8	19.3	19.2	19.6	20.0
	6H	18.7	19.1	19.2	19.5	19.9	18.7	19.1	19.2	19.5	19.9
	8H	18.7	19.0	19.1	19.5	19.9	18.7	19.0	19.1	19.5	19.9
	12H	18.7	19.0	19.1	19.4	19.8	18.7	19.0	19.1	19.4	19.8
8H	4H	18.7	19.0	19.1	19.5	19.9	18.7	19.0	19.1	19.5	19.9
	6H	18.6	18.9	19.1	19.3	19.8	18.6	18.9	19.1	19.3	19.8
	8H	18.6	18.8	19.0	19.3	19.8	18.6	18.8	19.0	19.3	19.8
	12H	18.5	18.7	19.0	19.2	19.7	18.5	18.7	19.0	19.2	19.7
12H	4H	18.7	19.0	19.1	19.4	19.8	18.7	19.0	19.1	19.4	19.8
	6H	18.6	18.8	19.0	19.3	19.8	18.6	18.8	19.0	19.3	19.8
	8H	18.5	18.7	19.0	19.2	19.7	18.5	18.7	19.0	19.2	19.7
Variations with the observer position at spacing:											
S =	1.0H	4.6 / -10.7					4.6 / -10.7				
	1.5H	7.3 / -12.7					7.3 / -12.7				
	2.0H	9.3 / -15.4					9.3 / -15.4				