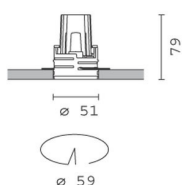



Last information update: April 2024

Product configuration: P331

P331: Fixed round recessed luminaire - Minimal - LED - medium - Super Comfort

**Product code**P331: Fixed round recessed luminaire - Minimal - LED - medium - Super Comfort **Attention! Code no longer in production****Technical description**

Minimal round recessed luminaire (frameless). Fixed Super Comfort version: the LEDs are set a long way back to minimize glare and guarantee a high level of visual comfort. The main body is made of die-cast aluminium with a radiant surface that guarantees optimum heat dissipation. Metallised, thermoplastic, high definition reflector - medium optic (25°). Die-cast aluminium structure installed flush with ceiling. Adapter for false ceilings between 12.5 and 25 mm thick. The internal ring is made of thermoplastic available in a range of painted and metallised finishes. Safety glass included High color rendering index 3,000K LED. Power unit available with a separate code no.

Installation

For flush with ceiling installation, an adapter is fitted according to the thickness of the false ceiling (12.5 to 25 mm). The following filling and finishing operations are simplified by a special protection template, and the luminaire is recessed in the adapter by means of an anti-fall steel wire spring.

Colour

White (01) | Black (04) | Chrome (10) | Gold (14) | Burnished chrome (E6) | Gold satin-finish (E8)

Weight (Kg)

0.14

Mounting

wall recessed|ceiling recessed

Wiring

Direct current ballasts are available with a separate code no.: ON-OFF / 1-10V dimmable / DALI dimmable / Trailing Edge dimmable - the recessed fitting includes a cable and a quick-coupling connector to connect it to the connector on the ballast.

Notes

A wide range of decorative accessories and diffusers is available - a special protection template is also included to facilitate decorating the ceiling around the flush finish.

Complies with EN60598-1 and pertinent regulations



IP20

IP44

On the visible part of the product once installed

**Technical data**

Im system:	616	CRI (minimum):	90
W system:	6.8	Colour temperature [K]:	3000
Im source:	800	MacAdam Step:	2
W source:	6.8	Life Time LED 1:	> 50,000h - L90 - B10 (Ta 25°C)
Luminous efficiency (Im/W, real value):	90.6	Lamp code:	LED
Im in emergency mode:	-	Number of lamps for optical assembly:	1
Total light flux at or above an angle of 90° [Lm]:	0	ZVEI Code:	LED
Light Output Ratio (L.O.R.) [%]:	77	Number of optical assemblies:	1
Beam angle [°]:	24°	LED current [mA]:	200

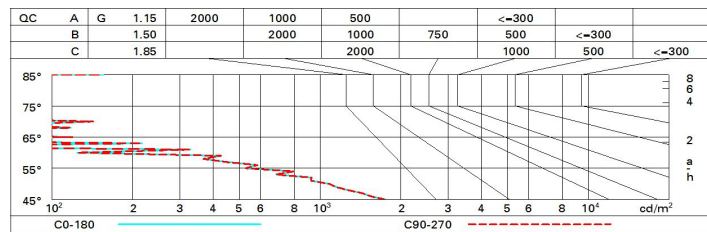
Polar

Imax=3061 cd		CIE		Lux			
h	d	Em	E _{max}				
2	0.9	601	765				
4	1.7	150	191				
6	2.6	67	85				
8	3.4	38	48				

Utilisation factors

R	77	75	73	71	55	53	33	00	DRR
K0.8	70	66	63	61	65	63	63	60	78
1.0	73	69	67	65	69	66	66	64	83
1.5	76	74	72	70	73	71	70	68	89
2.0	78	77	75	74	76	74	74	72	93
2.5	80	79	78	77	78	77	76	74	96
3.0	81	80	79	79	79	78	77	75	98
4.0	82	81	81	80	80	79	78	76	99
5.0	82	82	81	81	81	80	79	77	100

Luminance curve limit



UGR diagram

Corrected UGR values (at 800 lm bare lamp luminous flux)											
Reflect.: ceiling/cav walls work pl. Room dim x y		viewed crosswise					viewed endwise				
		0.70	0.70	0.50	0.50	0.30	0.70	0.70	0.50	0.50	0.30
		0.50	0.30	0.50	0.30	0.30	0.50	0.30	0.50	0.30	0.30
		0.20	0.20	0.20	0.20	0.20	0.20	0.20	0.20	0.20	0.20
2H	2H	0.4	2.6	0.8	2.9	3.2	0.4	2.6	0.8	2.9	3.2
	3H	0.3	1.9	0.6	2.2	2.6	0.3	1.9	0.7	2.2	2.6
	4H	0.2	1.6	0.6	1.9	2.2	0.2	1.6	0.6	1.9	2.3
	6H	0.2	1.2	0.6	1.5	1.9	0.2	1.2	0.6	1.5	1.9
	8H	0.1	1.1	0.5	1.5	1.9	0.1	1.2	0.5	1.5	1.9
	12H	0.1	1.1	0.5	1.4	1.8	0.1	1.1	0.5	1.5	1.8
4H	2H	0.2	1.6	0.6	1.9	2.3	0.2	1.6	0.6	1.9	2.2
	3H	0.1	1.1	0.5	1.5	1.8	0.1	1.1	0.5	1.5	1.8
	4H	-0.0	1.0	0.4	1.4	1.8	-0.0	1.0	0.4	1.4	1.8
	6H	-0.4	1.3	0.1	1.8	2.2	-0.4	1.3	0.1	1.8	2.2
	8H	-0.5	1.4	-0.0	1.9	2.4	-0.5	1.4	-0.0	1.9	2.4
	12H	-0.6	1.4	-0.1	1.8	2.4	-0.6	1.3	-0.1	1.8	2.4
8H	4H	-0.5	1.4	-0.0	1.9	2.4	-0.5	1.4	-0.0	1.9	2.4
	6H	-0.6	1.2	-0.1	1.7	2.2	-0.6	1.2	-0.1	1.7	2.2
	8H	-0.7	0.9	-0.1	1.4	2.0	-0.7	0.9	-0.1	1.4	2.0
	12H	-0.5	0.5	0.0	1.0	1.6	-0.5	0.5	0.0	1.0	1.6
12H	4H	-0.6	1.3	-0.1	1.8	2.4	-0.6	1.4	-0.1	1.8	2.4
	6H	-0.7	0.9	-0.1	1.4	2.0	-0.7	0.9	-0.1	1.4	2.0
	8H	-0.5	0.5	0.0	1.0	1.6	-0.5	0.5	0.0	1.0	1.6
Variations with the observer position at spacing:											
S =	1.0H	5.3 / -8.3					5.3 / -8.3				
	1.5H	8.0 / -16.9					8.0 / -16.9				
	2.0H	10.0 / -18.3					10.0 / -18.3				