

## Laser Blade XS


Design iGuzzini

iGuzzini

Last information update: May 2024

### Product configuration: Q579

Q579: Minimal 15 cells - Flood beam - LED



### Product code

Q579: Minimal 15 cells - Flood beam - LED **Attention! Code no longer in production**

### Technical description

Linear miniaturised recessed luminaire with 15 optical elements for LED lamps - fixed optic. Despite the ultracompact size of the product, the patented technology of the optic system guarantees an efficient flow and a high level of controlled glare visual comfort. Main body with die-cast zamak radiant surface, minimal (frameless) version for mounting flush with the ceiling. Metallised, thermoplastic, high definition Opti Beam reflectors, integrated in a set-back position in the anti-glare screen. Supplied with DALI power supply unit connected to the luminaire.

### Installation

Recessed with steel wire springs on the specific adapter (included) which allows flush-mounting with the ceiling. Adapter fixed to false ceiling (compatible thicknesses of 12.5 / 15 / 20 mm) with screws; subsequent filling and smoothing operations; insertion of luminaire body and aesthetic end finishing. A special protective sheath allows finishing operations on the plasterboard to be simplified and speeded up. Preparation hole 28 x 274.

### Colour

White (01) | Black (04) | Gold (14) | Burnished chrome (E6)

### Weight (Kg)

0.7

### Mounting

wall recessed|ceiling recessed

### Wiring

On the power supply unit with terminal board included.

### Notes

The special steel wire spring provided is required to facilitate the eventual extraction of the recessed body once it has been inserted.

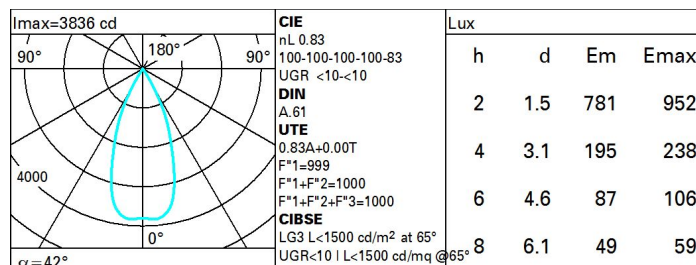
Complies with EN60598-1 and pertinent regulations



### Technical data

lm system:	1868	Colour temperature [K]:	3000
W system:	33	MacAdam Step:	3
lm source:	2250	Life Time LED 1:	> 50,000h - L80 - B10 (Ta 25°C)
W source:	29	Voltage [Vin]:	230
Luminous efficiency (lm/W, real value):	56.6	Lamp code:	LED
lm in emergency mode:	-	Number of lamps for optical assembly:	1
Total light flux at or above an angle of 90° [Lm]:	0	ZVEI Code:	LED
Light Output Ratio (L.O.R.) [%]:	83	Number of optical assemblies:	1
Beam angle [°]:	42°	Control:	DALI
CRI (minimum):	90		

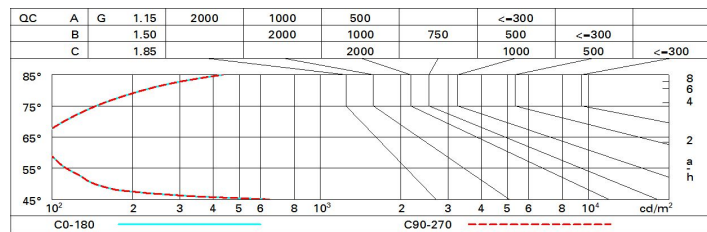
### Polar



# Utilisation factors

R	77	75	73	71	55	53	33	00	DRR
K0.8	75	71	68	66	70	68	68	65	78
1.0	78	75	72	70	74	72	71	69	83
1.5	82	80	77	76	79	77	76	74	89
2.0	85	83	81	80	82	80	79	77	93
2.5	86	85	84	83	84	83	82	79	96
3.0	87	86	85	85	85	84	83	81	98
4.0	88	87	87	86	86	86	84	82	99
5.0	89	88	88	88	87	87	85	83	100

# Luminance curve limit



# UGR diagram

Corrected UGR values (at 2250 lm bare lamp luminous flux)											
Reflect.: ceiling/cav walls work pl. Room dim x y		viewed crosswise					viewed endwise				
		0.70	0.70	0.50	0.50	0.30	0.70	0.70	0.50	0.50	0.30
		0.50	0.30	0.50	0.30	0.30	0.50	0.30	0.50	0.30	0.30
		0.20	0.20	0.20	0.20	0.20	0.20	0.20	0.20	0.20	0.20
2H	2H	0.5	7.0	0.8	7.2	7.4	0.5	7.0	0.8	7.2	7.4
	3H	0.4	0.8	0.7	7.1	7.4	0.4	0.8	0.7	7.1	7.4
	4H	0.3	0.7	0.6	7.0	7.3	0.3	0.7	0.6	7.0	7.3
	6H	0.2	0.6	0.6	6.9	7.2	0.2	0.6	0.6	6.9	7.2
	8H	0.2	0.6	0.6	6.9	7.2	0.2	0.6	0.6	6.9	7.2
	12H	0.2	0.5	0.5	6.9	7.2	0.2	0.5	0.5	6.8	7.2
4H	2H	0.3	0.7	0.6	7.0	7.3	0.3	0.7	0.6	7.0	7.3
	3H	0.2	0.5	0.5	6.8	7.2	0.2	0.5	0.5	6.8	7.2
	4H	0.1	0.4	0.5	6.7	7.1	0.1	0.4	0.5	6.7	7.1
	6H	0.0	0.3	0.4	6.7	7.1	0.0	0.3	0.4	6.6	7.1
	8H	5.9	0.2	0.4	6.6	7.0	5.9	0.2	0.4	6.6	7.0
	12H	5.9	0.1	0.4	6.6	7.0	5.9	0.1	0.3	6.5	7.0
8H	4H	5.9	0.2	0.4	6.6	7.0	5.9	0.2	0.4	6.6	7.0
	6H	5.9	0.1	0.3	6.5	7.0	5.9	0.1	0.3	6.5	7.0
	8H	5.8	0.0	0.3	6.4	6.9	5.8	0.0	0.3	6.4	6.9
	12H	5.8	5.9	0.3	6.4	6.9	5.8	5.9	0.3	6.4	6.9
12H	4H	5.9	0.1	0.3	6.5	7.0	5.9	0.1	0.4	6.6	7.0
	6H	5.8	0.0	0.3	6.4	6.9	5.8	0.0	0.3	6.5	7.0
	8H	5.8	5.9	0.3	6.4	6.9	5.8	5.9	0.3	6.4	6.9
Variations with the observer position at spacing:											
S =	1.0H	7.0 / -14.5					7.0 / -14.5				
	1.5H	9.8 / -14.7					9.8 / -14.7				
	2.0H	11.8 / -14.8					11.8 / -14.8				