

Última actualización de la información: Julio 2024

Configuraciones productos: PE55

PE55: Strip UpLight Warm White - UGR<19 - para módulo de L = 2736



Código producto

PE55: Strip UpLight Warm White - UGR<19 - para módulo de L = 2736

Descripción

Strip UpLight para módulo de L = 2736. Lámpara led monocromática Warm White CRI90 con UGR <19. Con conectores de acoplamiento rápido.

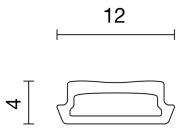
Colores

Blanco (01)

Peso (Kg)

0.08

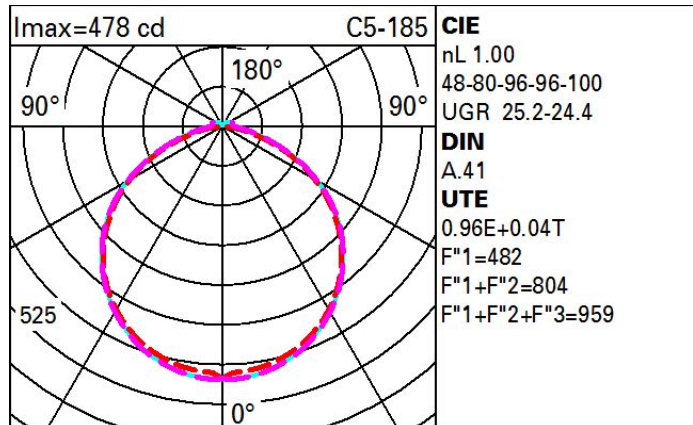
Se conforma con EN60598-1 y regulaciones pertinentes



Datos técnicos

Im de sistema:	1395	MacAdam Step:	3
W de sistema:	10.4	Life time (vida útil) LED 1:	> 50,000h - L90 - B10 (Ta 25°C)
Im de la fuente:	-	Voltaje [Vin]:	48
W de la fuente:	-	Código de lámpara:	LED
Eficiencia luminosa (Im/W, valor del sistema):	134.1	Número de lámparas por grupo óptico:	1
Im en modo emergencia:	-	Código ZVEI:	LED
Flujo total de emisión en un ángulo de 90° o superior [Lm]:	55	Número de grupos ópticos:	1
Light Output Ratio (L.O.R.) [%]:	100	Corriente LED [mA]:	20
CRI (mínimo):	90	Control:	PWM
Temperatura de color [K]:	3000		

Polar



Coefficientes de uso

R	77	75	73	71	55	53	33	00	DRR
K0.8	65	55	47	42	53	46	45	38	40
1.0	72	62	55	49	60	54	53	45	47
1.5	82	74	68	63	72	66	65	58	60
2.0	88	82	76	72	79	74	73	66	69
2.5	92	86	82	78	84	80	78	72	75
3.0	94	90	86	82	87	83	81	75	79
4.0	97	94	90	87	91	88	86	80	83
5.0	99	96	93	91	93	91	88	83	86

Curva límite de luminancia

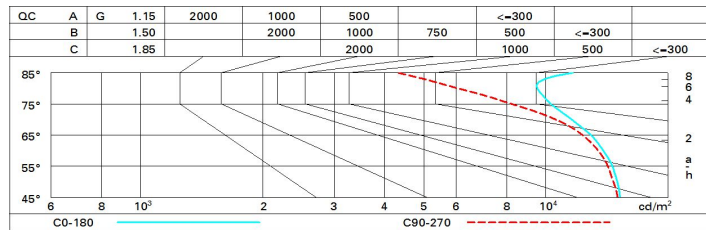


Diagrama UGR

Corrected UGR values (at 1395 lm bare lamp luminous flux)											
Reflect.:		viewed crosswise					viewed endwise				
ceil/cav		0.70	0.70	0.50	0.50	0.30	0.70	0.70	0.50	0.50	0.30
walls		0.50	0.30	0.50	0.30	0.30	0.50	0.30	0.50	0.30	0.30
work pl.		0.20	0.20	0.20	0.20	0.20	0.20	0.20	0.20	0.20	0.20
Room dim		viewed crosswise					viewed endwise				
x	y										
2H	2H	21.8	22.9	22.1	23.2	23.6	21.7	22.8	22.1	23.1	23.5
	3H	23.1	24.1	23.5	24.5	24.9	22.2	23.1	22.6	23.5	23.9
	4H	23.6	24.5	24.0	24.9	25.3	22.3	23.2	22.7	23.6	24.0
	6H	24.0	24.8	24.4	25.3	25.7	22.4	23.2	22.8	23.6	24.0
	8H	24.2	25.0	24.6	25.4	25.8	22.4	23.2	22.8	23.6	24.0
12H	24.3	25.1	24.8	25.5	26.0	22.3	23.1	22.8	23.5	24.0	
4H	2H	22.4	23.3	22.8	23.7	24.1	23.3	24.2	23.7	24.6	25.0
	3H	23.9	24.7	24.3	25.1	25.6	23.9	24.7	24.4	25.1	25.6
	4H	24.5	25.2	25.0	25.6	26.1	24.1	24.8	24.6	25.3	25.8
	6H	25.0	25.6	25.5	26.1	26.6	24.3	24.9	24.8	25.4	25.9
	8H	25.2	25.7	25.7	26.2	26.8	24.4	24.9	24.9	25.4	25.9
12H	25.4	25.9	25.9	26.4	26.9	24.4	24.9	24.9	25.4	25.9	
8H	4H	24.7	25.2	25.2	25.7	26.2	24.5	25.0	25.0	25.5	26.1
	6H	25.3	25.8	25.8	26.3	26.9	24.8	25.2	25.3	25.7	26.3
	8H	25.6	26.0	26.1	26.5	27.1	24.9	25.3	25.4	25.8	26.4
	12H	25.9	26.3	26.5	26.8	27.4	25.0	25.3	25.5	25.9	26.5
12H	4H	24.7	25.2	25.2	25.7	26.2	24.5	25.0	25.0	25.5	26.1
	6H	25.3	25.7	25.9	26.3	26.9	24.8	25.2	25.4	25.7	26.3
	8H	25.7	26.0	26.2	26.6	27.2	25.0	25.3	25.5	25.9	26.5
Variations with the observer position at spacing:											
S =	1.0H	0.1 / -0.1					0.1 / -0.1				
	1.5H	0.3 / -0.4					0.3 / -0.5				
	2.0H	0.5 / -0.7					0.6 / -0.8				