

ELLIPSE
CEILING / WALL

#1.7116-_____-_____
VOLTAGE FINISH

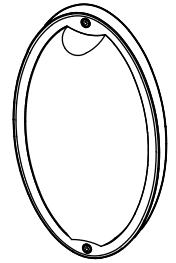
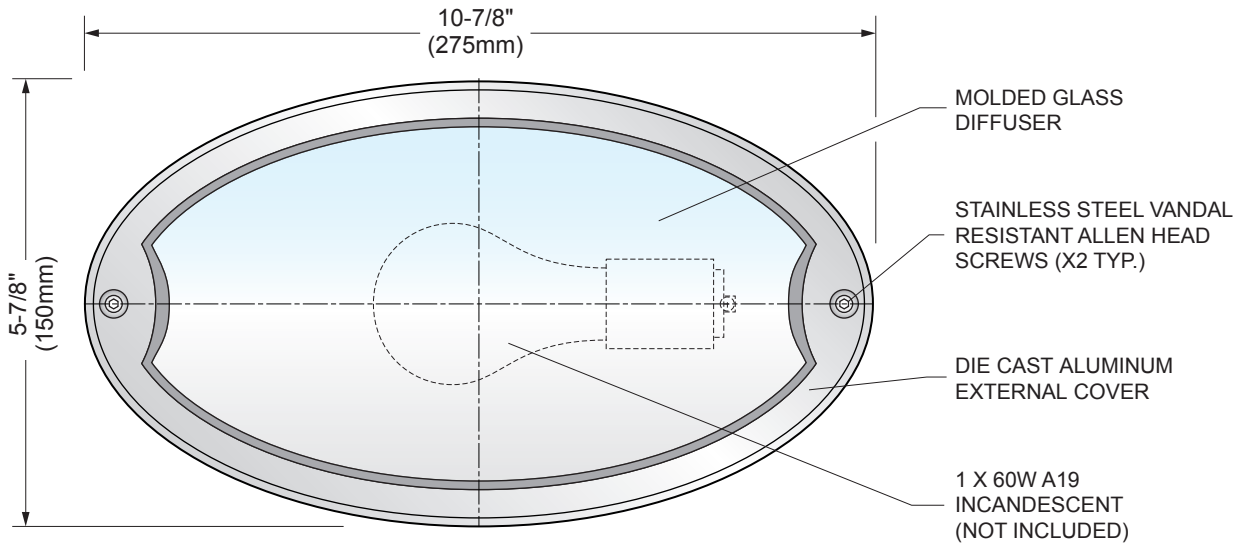
LAMPING: 1 X 60W A19 INCANDESCENT,
MEDIUM BASE (120V ONLY)

PROJECT NAME: _____

TYPE: _____

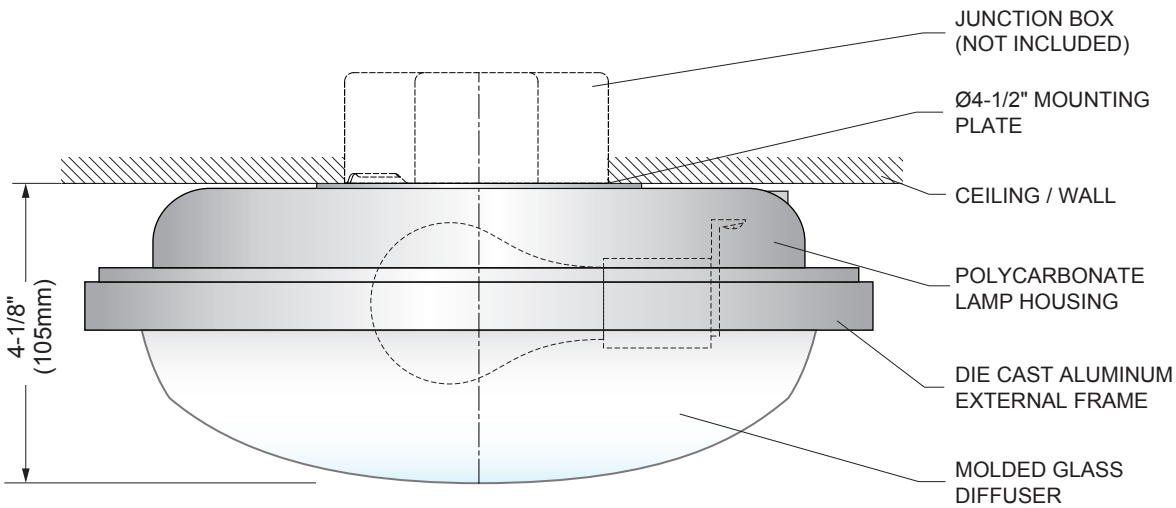
Ellipse is a ceiling or wall mounted unit for external residential and commercial walls. A molded glass diffuser is mounted upon a thermoplastic support and closed by an external frame of die-cast aluminum.

LAST UPDATE: AUGUST 18, 2009



ISOMETRIC VIEW

SIDE VIEW



ELEVATION VIEW

METAL FINISH

- 01- WHITE
- 02- BLACK
- 15- DARK GREY



5455 de Gaspé
suite 100, Montréal (Québec)
Canada H2T 3B3
P.: 514.523.1339 F.: 514.525.6107

ELLIPSE
CEILING / WALL