


Last information update: May 2025

Product configuration: MQ75.01

MQ75.01: Square Recessed luminaire - LED - Warm white - Flood optic - 2W 157.5lm - 3000K - CRI 95 - White

**Product code**

MQ75.01: Square Recessed luminaire - LED - Warm white - Flood optic - 2W 157.5lm - 3000K - CRI 95 - White

Technical description

square miniaturised recessed luminaire for single LED - fixed optic - flood beam angle. Main body with die-cast aluminium radiant surface, version with perimeter surface frame. Metallised thermoplastic high definition optic, integrated in a rear position in the black anti-glare screen. Connecting cable supplied. Ballast not included, available with separate code. Warm white high colour rendering LED

Installation

recessed with steel wire springs for false ceilings from 1 to 20 mm thick - preparation hole 35 x 35

Colour

White (01)

Weight (Kg)

0.05

Mounting

wall recessed/ceiling recessed

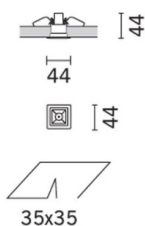
Wiring

direct current ballasts to be ordered separately: electronic (MXF9) for max. 7 LEDs; DALI dimmable (BZM4) for max. 20 LEDs (check instructions leaflet for compatible lengths of cables to be used)

Complies with EN60598-1 and pertinent regulations



On the visible part of the product once installed

**Technical data**

lm system:	157	CRI (typical):	97
W system:	2	Colour temperature [K]:	3000
lm source:	190	MacAdam Step:	3
W source:	2	Life Time LED 1:	50,000h - L90 - B10 (Ta 25°C)
Luminous efficiency (lm/W, real value):	78.7	Lamp code:	LED
lm in emergency mode:	-	Number of lamps for optical assembly:	1
Total light flux at or above an angle of 90° [Lm]:	0	ZVEI Code:	LED
Light Output Ratio (L.O.R.) [%]:	83	Number of optical assemblies:	1
Beam angle [°]:	32°	LED current [mA]:	700
CRI (minimum):	95		

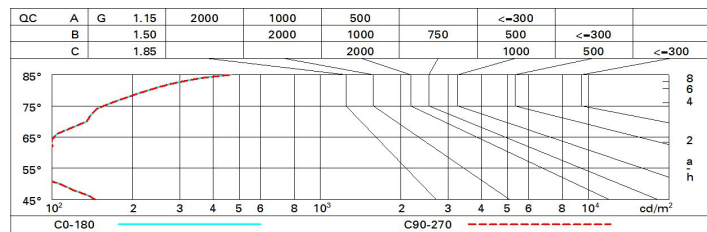
Polar

Imax=529 cd		CIE		Lux			
90°	180°	nL 0.83	100-100-100-100-83	h	d	Em	Emax
		UGR <10-10	DIN A.61	1	0.6	411	529
		UTE 0.83A+0.00T	F*1=999	2	1.1	103	132
		F*1+F*2=999	F*1+F*2+F*3=1000	3	1.7	46	59
		CIBSE LG3 L<1500 cd/m² at 65°	UGR<10 L<1500 cd/mq @65°	4	2.3	26	33
α=32°							

Utilisation factors

R	77	75	73	71	55	53	33	00	DRR
K0.8	75	71	68	66	70	68	68	65	78
1.0	78	75	72	70	74	72	71	69	83
1.5	82	79	77	76	78	77	76	73	89
2.0	84	83	81	80	81	80	79	77	93
2.5	86	85	84	83	83	82	82	79	96
3.0	87	86	85	85	85	84	83	81	98
4.0	88	87	87	86	86	86	84	82	99
5.0	89	88	88	87	87	86	85	83	100

Luminance curve limit



UGR diagram

Corrected UGR values (at 190 lm bare lamp luminous flux)											
Reflect.: ceiling/cav walls work pl. Room dim x y		0.70	0.70	0.50	0.50	0.30	0.70	0.70	0.50	0.50	0.30
		0.50	0.30	0.50	0.30	0.30	0.50	0.30	0.50	0.30	0.30
		0.20	0.20	0.20	0.20	0.20	0.20	0.20	0.20	0.20	0.20
		viewed crosswise					viewed endwise				
2H	2H	-2.9	-2.4	-2.6	-2.1	-1.9	-2.9	-2.4	-2.6	-2.1	-1.9
	3H	-2.9	-2.5	-2.6	-2.2	-1.9	-3.0	-2.5	-2.7	-2.3	-2.0
	4H	-3.0	-2.5	-2.6	-2.2	-1.9	-3.1	-2.6	-2.7	-2.3	-2.0
	6H	-2.9	-2.5	-2.6	-2.2	-1.9	-3.1	-2.7	-2.8	-2.4	-2.1
	8H	-2.9	-2.5	-2.5	-2.2	-1.8	-3.2	-2.8	-2.8	-2.4	-2.1
12H	-2.8	-2.4	-2.4	-2.1	-1.7	-3.2	-2.8	-2.8	-2.5	-2.1	
4H	2H	-3.1	-2.6	-2.7	-2.3	-2.0	-3.0	-2.5	-2.6	-2.2	-1.9
	3H	-3.1	-2.7	-2.7	-2.4	-2.1	-3.1	-2.7	-2.7	-2.4	-2.0
	4H	-3.1	-2.8	-2.7	-2.4	-2.0	-3.1	-2.8	-2.7	-2.4	-2.0
	6H	-3.0	-2.7	-2.6	-2.3	-1.9	-3.2	-2.9	-2.7	-2.5	-2.1
	8H	-2.9	-2.6	-2.5	-2.2	-1.8	-3.2	-2.9	-2.7	-2.5	-2.1
12H	-2.7	-2.5	-2.2	-2.0	-1.6	-3.2	-3.0	-2.8	-2.5	-2.1	
8H	4H	-3.2	-2.9	-2.7	-2.5	-2.1	-2.9	-2.6	-2.5	-2.2	-1.8
	6H	-3.0	-2.8	-2.5	-2.3	-1.9	-2.8	-2.6	-2.4	-2.2	-1.7
	8H	-2.8	-2.6	-2.3	-2.1	-1.7	-2.8	-2.6	-2.3	-2.1	-1.7
	12H	-2.4	-2.3	-1.9	-1.8	-1.3	-2.7	-2.6	-2.2	-2.1	-1.6
12H	4H	-3.2	-3.0	-2.8	-2.5	-2.1	-2.7	-2.5	-2.2	-2.0	-1.6
	6H	-3.0	-2.8	-2.5	-2.3	-1.8	-2.6	-2.4	-2.1	-1.9	-1.4
	8H	-2.7	-2.6	-2.2	-2.1	-1.6	-2.4	-2.3	-1.9	-1.8	-1.3
Variations with the observer position at spacing:											
S =	1.0H	5.6 / -3.8					5.6 / -3.8				
	1.5H	8.3 / -4.0					8.3 / -4.0				
	2.0H	10.3 / -4.1					10.3 / -4.1				