

Collection of waterproof decorative luminaire, designed to use LED lamps. Anti UV-treated, polycarbonate, external body and end caps with a ribbed finish to contain any glare from direct light. The end caps can be released using the stainless steel clips, so scheduled maintenance is tool-free. Multiple installation options available using mounting accessories. Continuous line installation is possible with pass-through wiring.

Luminaire characteristic:

Power input: 30 or 38W
Lumens: 3400 to 4200lm (for 3000K, 80CRI)
Luminaire efficacy: up to 120lm/W

| | |
|---------------------------|---|
| Source: | White LED (LM-80 tested), 3000K: 80CRI, 4000K: 80CRI. |
| Lumen maintenance: | 80% of initial lumens at 50 000 hours (L80) (LM79 tested). |
| Optic: | Diffused light luminaire. |
| Material: | Body and end caps: Anti UV polycarbonate End cap clips: Stainless steel. |
| Mounting: | Horizontal or vertical, single or double pendant / wall or ceiling surface installation. For these various types of installation see optional mounting accessories on page 3-4. Continuous line installation possible with pass-through wiring. |
| Electrical: | Integral high efficiency LED driver, rated at 50 000 hours 120V / 277V. |
| Dimming: | Supplied standard with 0-10V dimmable LED driver. |
| Finish: | Clear transparent. Clear cable for indoor version. Black cable for outdoor version. |
| Weight: | 6.5lb (3kg) or 8lb (3.7kg) |
| Warranty: | 5 year limited warranty. |
| Rating: | IP67, IK08. |
| Certification: | cULus listed for damp or wet location (see models). |



ORDERING INFO

- UNV - 24

FIXTURE



MODEL

1630mm - Indoor

☐ **I6787** - 30W, 4000K, 80CRI

☐ **I6789** - 30W, 3000K, 80CRI

☐ **I6788** - 38W, 4000K, 80CRI

☐ **I6790** - 38W, 3000K, 80CRI

1630mm - Outdoor

☐ **IE185** - 30W, 4000K, 80CRI

☐ **IE186** - 30W, 3000K, 80CRI

1910mm - Outdoor

☐ **IE187** - 38W, 4000K, 80CRI

☐ **IE188** - 38W, 3000K, 80CRI

VOLTAGE

☒ **UNV** - 120-277V

FINISH

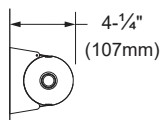
☒ **24** - Clear transparent

MOUNTING ACCESSORIES

(TO BE ORDERED SEPARATELY)

Wall installation

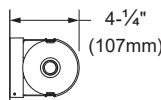
- ☐ **I9400-10** - Plastic brackets for ceiling/wall installation (2 pieces - gray).
For indoor installation only



- ☐ **IMXZ6-10** - Canopy for power cable (gray).
Ø 5-1/8" (130mm) x H: 1-3/8" (36mm)



- ☐ **I9499-10** - Aluminum brackets for ceiling/wall installation (2 pieces - gray).




- ☐ **IU100-15** - Outdoor cover with PG11 for outlet box (gray).
5" (125mm) sq. x H: 1-1/8" (27mm)



IMXZ6-10
OR
IU100-15

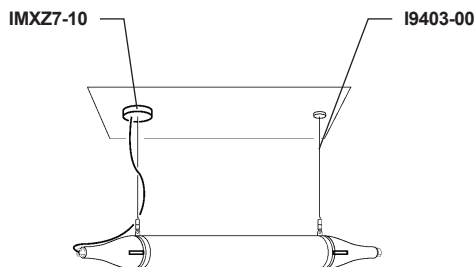
I9400-10
OR
I9499-10



MOUNTING ACCESSORIES (TO BE ORDERED SEPARATELY)

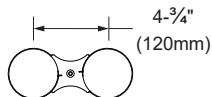
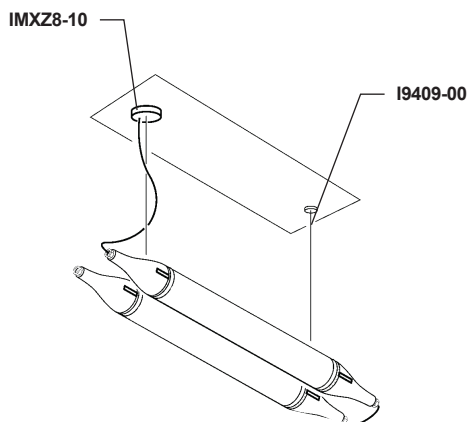
Ceiling installation

- ☐ **IMXZ7-10** - Canopy with horizontal suspension (gray).
Cable length: 59" (1500mm)
Ø 5-1/8" (130mm) x H: 1-3/8" (36mm)
- ☐ **I9403-00** - Attachment for single horizontal suspension (gray).
Cable length: 59" (1500mm)



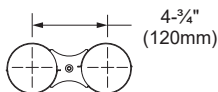
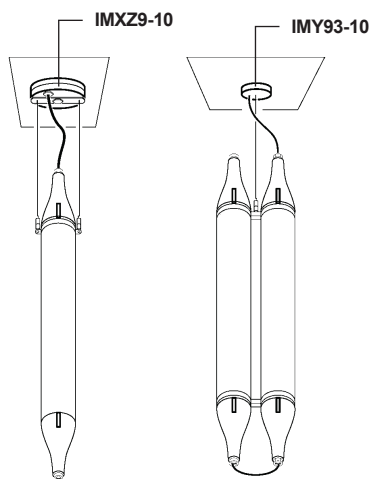
Double horizontal suspension

- ☐ **IMXZ8-10** - Canopy with (1) suspension cable for double horizontal suspension (gray).
Cable length: 59" (1500mm)
Ø 5-1/8" (130mm) x H: 1-3/8" (36mm)
- ☐ **I9409-00** - Suspension cable for double horizontal suspension (1 piece - gray).
Cable length: 59" (1500mm)
Ø 5-1/8" (130mm) x H: 1-3/8" (36mm)



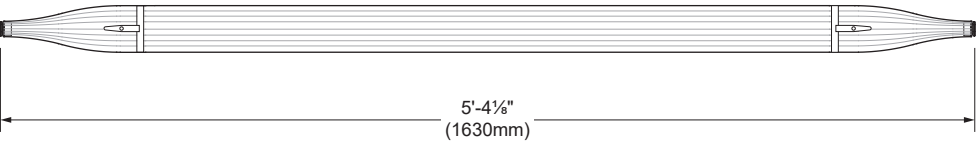
Single and double vertical suspension

- ☐ **IMXZ9-10** - Canopy with suspension cables for single vertical suspension.
Complete kit (gray).
Cable length: 59" (1500mm)
Ø 5-1/8" (130mm) x H: 1-3/4" (45mm)
- ☐ **IMY93-10** - Canopy with suspension cables for double vertical suspension.
Complete kit (gray).
Cable length: 59" (1500mm)
Ø 5-1/8" (130mm) x H: 1-3/8" (36mm)

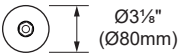


MODEL DIMENSIONS

1630mm

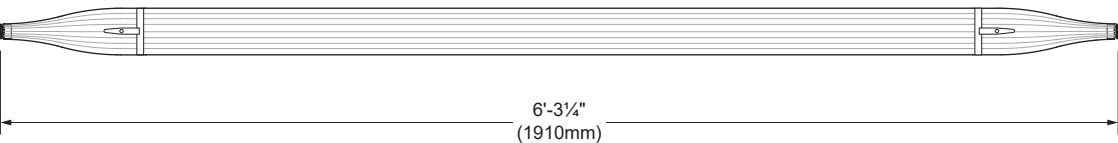


SIDE VIEW

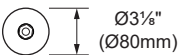


FRONT VIEW

1910mm



SIDE VIEW



FRONT VIEW

LED COLOR FIDELITY DATA

| CRI | CCT | R1 | R2 | R3 | R4 | R5 | R6 | R7 | R8 | R9 | R10 | R11 | R12 | R13 | R14 | R15 | Rf | Rg | Melanopic ratio |
|-----|-------|----|----|----|----|----|----|----|----|----|-----|-----|-----|-----|-----|-----|----|----|-----------------|
| 80 | 3000K | 81 | 91 | 96 | 80 | 81 | 88 | 83 | 58 | 5 | 78 | 80 | 70 | 83 | 99 | 73 | 85 | 96 | 0.520 |
| | 4000K | 82 | 89 | 95 | 82 | 82 | 85 | 87 | 66 | 11 | 75 | 81 | 61 | 84 | 97 | 76 | 84 | 95 | 0.680 |

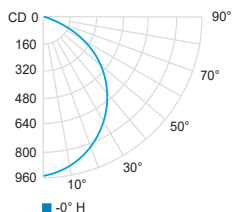
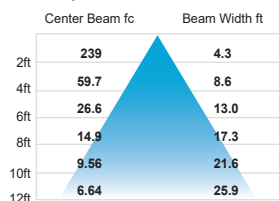
PHOTOMETRIC DATA

Visit iguzzini.com/us for complete photometric data.

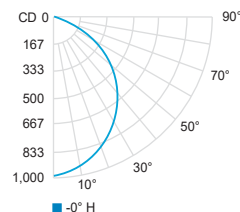
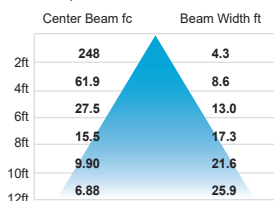
1630mm

| LOAD (W) | CRI | CCT (K) | LUMENS (lm) | EFFICACY | MAX CANDELA (cd) | APPLICATION | MODEL |
|----------|-----|---------|-------------|----------|------------------|-------------|-------|
| 30W | 80 | 3000K | 3 485 | 116 | 955 | INDOOR | I6789 |
| | | | | | | OUTDOOR | IE186 |
| | | 4000K | 3 610 | 120 | 990 | INDOOR | I6787 |
| | | | | | | OUTDOOR | IE185 |

3000K, 80 CRI



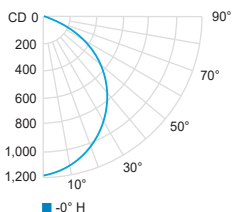
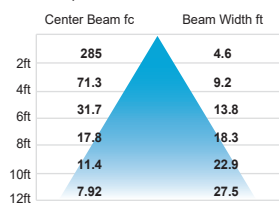
4000K, 80 CRI



1910mm

| | | | | | | | |
|-----|----|-------|-------|-----|-------|---------|-------|
| 38W | 80 | 3000K | 4 250 | 111 | 1 140 | INDOOR | I6790 |
| | | | | | | OUTDOOR | IE188 |
| | | 4000K | 4 410 | 116 | 1 180 | INDOOR | I6788 |
| | | | | | | OUTDOOR | IE187 |

3000K, 80 CRI



4000K, 80 CRI

