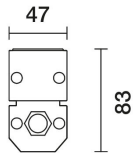



Last information update: May 2025

Product configuration: SR80.15

SR80.15: 47 surface Remote – Warm White – 48 Vdc DALI – L=340mm – Wall Grazing Wide Flood optic - 13.5W 1022lm - 3000K - Grey

**Product code**

SR80.15: 47 surface Remote – Warm White – 48 Vdc DALI – L=340mm – Wall Grazing Wide Flood optic - 13.5W 1022lm - 3000K - Grey

Technical description

Direct light luminaire, designed to use monochrome LED lamps, DALI 48Vdc dimmable with searching and addressing function. Ceiling, wall or surface-mounted. It consists of a body and installation brackets to be ordered separately. The body is made of extruded aluminium and includes die-cast aluminium end caps with 50/60 Shore A silicone seals. It is subjected to a multi-step, pre-treatment process, in which the main phases are degreasing, fluorozirconation (a protective surface film) and sealing (with a nano-structured silane layer). The following painting stage consists of a primer and a liquid acrylic paint, cured at 150°C, with a high level of weather and UV ray resistance. The top of the optical assembly is closed by a 3 mm thick transparent glass screen, fixed with silicone. Complete with multi-LED plate in Warm White and a 48V dc DALI electronic driver (power supply to be ordered separately). Supplied with a double PG11 and outlet cables for pass-through wiring with IP68 male/female joiners. Fitted with optics with a plastic (methacrylate) lens for Wall Grazing Wide Flood lighting. All external screws used are made of A2 stainless steel. The luminaire technical characteristics conform to EN 60598-1 standards and particular requirements.

Installation

Accessories are available for installation, like adjustable AISI304 stainless steel wall-mounted arms.

Colour

Grey (15)

Mounting

wall arm|wall surface|ceiling surface

Wiring

Complete with DALI 44÷52Vdc control card. The product is supplied with a nickel-plated brass PG11 double cable gland and 05RN-F 2x1.5mm²+3x0.35mm² rubber outlet cables for pass-through wiring with connectors. Available for electrical connection and DALI control: IP68 4-pin female connector, IP68 4-pin male connector + closing cap, and IP68 4-pin male + female connectors.

Notes

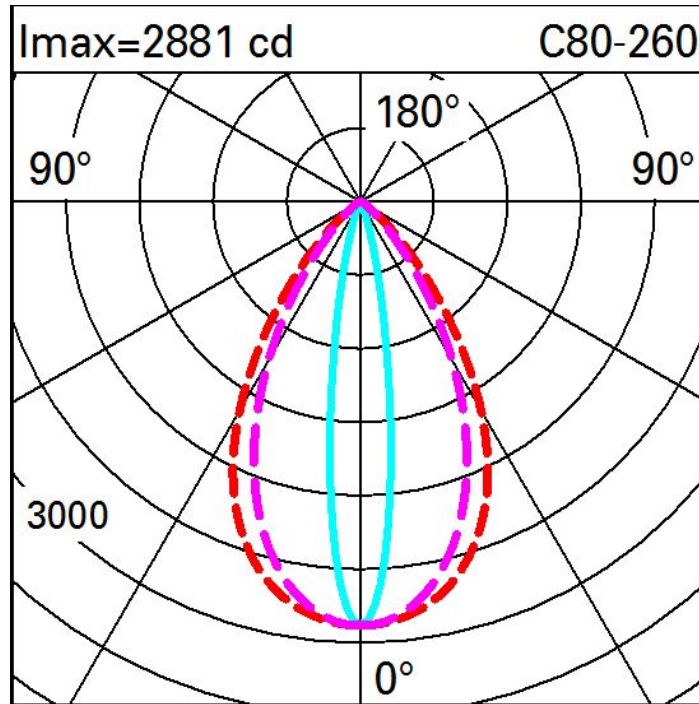
Complete with electronic control card. power supply to be ordered separately. Insulation class II.

Complies with EN60598-1 and pertinent regulations

**Technical data**

Im system:	1022	MacAdam Step:	3
W system:	13.5	Life Time LED 1:	100,000h - L80 - B10 (Ta 25°C)
Im source:	1400	Life Time LED 2:	100,000h - L80 - B10 (Ta 40°C)
W source:	10	Voltage [Vin]:	48
Luminous efficiency (Im/W, real value):	75.7	Lamp code:	LED
Im in emergency mode:	-	Number of lamps for optical assembly:	1
Total light flux at or above an angle of 90° [Lm]:	0	ZVEI Code:	LED
Light Output Ratio (L.O.R.) [%]:	73	Number of optical assemblies:	1
CRI (minimum):	80	Intervallo temperatura ambiente:	from -30°C to 50°C.
Colour temperature [K]:	3000	Control:	DALI-2

Polar



Illuminances

