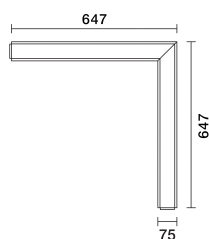


Last information update: February 2025

**Product configuration: RY09.01+RU58.38**

RY09.01: Frame recessed corner module - Neutral White - Down - UGR< 19 - LO - DALI - 8.5W 1011.2lm - 4000K - White

RU58.38: Single Microprismatic screen L=1200 (UGR) - Opaline

**Product code**

RY09.01: Frame recessed corner module - Neutral White - Down - UGR< 19 - LO - DALI - 8.5W 1011.2lm - 4000K - White

**Technical description**

Recessed corner element for profiles in Frame version with contact frame; including a Neutral White LED module in a Low Output (LO) version with UGR<19 controlled luminance ( $L \leq 3000 \text{cd/m}^2$ ) ideal for environments with video monitors. Integrated DALI dimmable power supply with pass-through wiring for continuous lines. The module optic and structural fittings allow high luminous flux and system efficiency values. Extruded aluminium heat sink and "Halogen Free" electric cables. Element with light not including a screen but compatible with both roll and single MPO screens.

**Installation**

Recessed

**Colour**

White (01)

**Wiring**

Quick coupling terminal block connection to simplify connections between the subsequent modules. Complete with integrated dimmable DALI power supply.

Complies with EN60598-1 and pertinent regulations

**Accessory code**

RU58.38: Single Microprismatic screen L=1200 (UGR) - Opaline

**Technical description**

Flexible single Microprismatic screen for composition L=1200 - UGR< 19 optic -

**Installation**

snapped on via special springs located in the profile

**Colour**

Opaline (38)

**Notes**

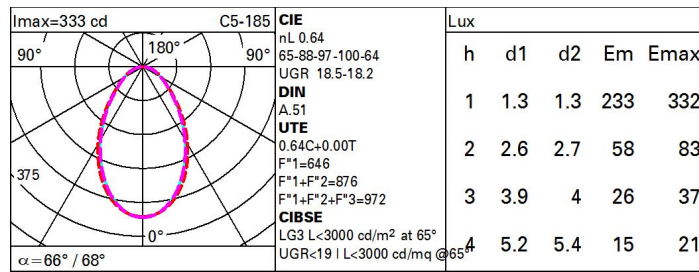
TPa rated

Complies with EN60598-1 and pertinent regulations

**Technical data**

Im system:	1011	Colour temperature [K]:	4000
W system:	8.5	MacAdam Step:	3
Im source:	790	Life Time LED 1:	> 50,000h - L90 - B10 (Ta 25°C)
W source:	3.5	Lamp code:	LED
Luminous efficiency (Im/W, real value):	119	Number of lamps for optical assembly:	1
Im in emergency mode:	-	ZVEI Code:	LED
Total light flux at or above an angle of 90° [Lm]:	0	Number of optical assemblies:	2
Light Output Ratio (L.O.R.) [%]:	64	Control:	DALI-2
CRI (minimum):	80		

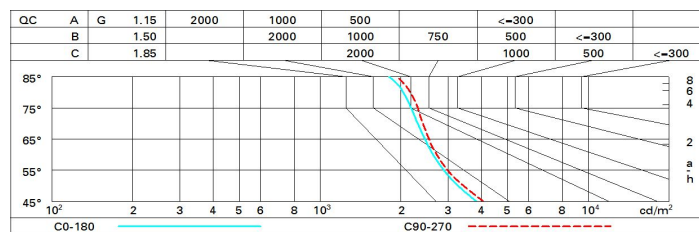
# Polar



## Utilisation factors

R	77	75	73	71	55	53	33	00	DRR
K0.8	47	42	38	35	41	37	37	33	52
1.0	51	46	42	39	45	42	41	38	59
1.5	57	52	49	47	51	49	48	45	70
2.0	60	57	54	52	55	53	52	49	77
2.5	62	59	57	55	58	56	55	52	81
3.0	63	61	59	57	60	58	57	54	85
4.0	65	63	61	60	62	60	59	57	88
5.0	65	64	63	62	63	62	60	58	91

## Luminance curve limit



# UGR diagram

Corrected UGR values (at 790 lm bare lamp luminous flux)											
Reflect.: ceiling/cav walls work pl. Room dim x y		0.70	0.70	0.50	0.50	0.30	0.70	0.70	0.50	0.50	0.30
		0.50	0.30	0.50	0.30	0.30	0.50	0.30	0.50	0.30	0.30
		0.20	0.20	0.20	0.20	0.20	0.20	0.20	0.20	0.20	0.20
		viewed crosswise					viewed endwise				
2H	2H	15.3	16.3	15.6	16.6	16.8	15.5	16.5	15.8	16.8	17.1
	3H	16.5	17.4	16.8	17.7	17.9	15.8	16.7	16.1	17.0	17.3
	4H	17.0	17.8	17.3	18.1	18.4	15.9	16.7	16.3	17.1	17.4
	6H	17.4	18.2	17.7	18.5	18.8	15.9	16.7	16.3	17.0	17.4
	8H	17.5	18.3	17.9	18.6	19.0	15.9	16.7	16.3	17.0	17.4
	12H	17.6	18.3	18.0	18.7	19.1	15.9	16.6	16.3	17.0	17.3
4H	2H	15.7	16.6	16.1	16.9	17.2	17.2	18.1	17.6	18.4	18.7
	3H	17.1	17.8	17.5	18.1	18.5	17.7	18.4	18.1	18.8	19.1
	4H	17.7	18.4	18.1	18.7	19.1	17.9	18.6	18.3	19.0	19.3
	6H	18.3	18.8	18.7	19.2	19.7	18.1	18.7	18.5	19.1	19.5
	8H	18.5	19.0	18.9	19.4	19.9	18.2	18.7	18.6	19.1	19.5
	12H	18.6	19.1	19.1	19.5	20.0	18.2	18.6	18.6	19.1	19.5
8H	4H	18.0	18.5	18.4	18.9	19.3	18.7	19.3	19.2	19.7	20.1
	6H	18.7	19.1	19.1	19.6	20.0	19.1	19.5	19.6	20.0	20.4
	8H	19.0	19.3	19.5	19.8	20.3	19.2	19.6	19.7	20.1	20.6
	12H	19.2	19.5	19.7	20.0	20.5	19.3	19.6	19.8	20.1	20.7
12H	4H	18.0	18.4	18.4	18.9	19.3	18.9	19.4	19.4	19.8	20.3
	6H	18.7	19.1	19.2	19.6	20.1	19.3	19.7	19.8	20.1	20.6
	8H	19.1	19.4	19.6	19.9	20.4	19.5	19.8	20.0	20.3	20.8
Variations with the observer position at spacing:											
S =		1.0H	0.2 / -0.3		0.2 / -0.3						
		1.5H	0.3 / -0.6		0.3 / -0.6						
		2.0H	0.7 / -0.7		0.8 / -0.7						