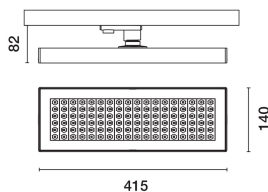


Last information update: April 2025

**Product configuration: RS71.S3**

RS71.S3: Luminaire L=411,60 - Integrated DALI - Very Wide Flood (Down) optic - UGR&lt;19 - 15.8W 2523lm - 3500K - White/Black/Black Transparent

**Product code**

RS71.S3: Luminaire L=411,60 - Integrated DALI - Very Wide Flood (Down) optic - UGR&lt;19 - 15.8W 2523lm - 3500K - White/Black/Black Transparent

**Technical description**

Luminaire made of painted extruded aluminium, frame and caps made of injection-moulded thermoplastic. Very Wide Flood optic (80°) in a Space Opti-Diamond (PMMA) version with a rear cover available in a White (Transparent White) or Black (Transparent Black) version. Integrated DALI dimmable power supply with 3500K CRI80 direct emission monochrome LED lamp (Mid-Power). Version with UGR < 19 controlled luminance - in compliance with the standard for use in environments with video monitors (L≤3000 cd/m²). Option of rotation around a vertical axis by 360° with a mechanical rotation lock.

**Installation**

With a three-phase/DALI track or surface-mounted/recessed base

**Colour**

White/Black/Black Transparent (S3)

**Weight (Kg)**

1.38

**Mounting**

internal wall corner|dali track|three circuit track|ceiling recessed|ceiling surface

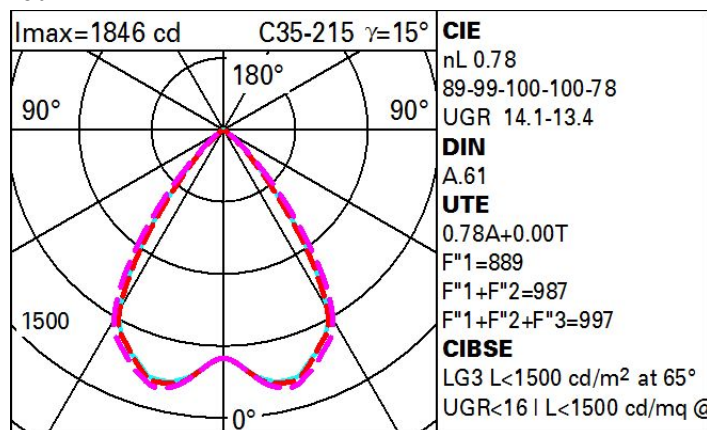
**Wiring**

Product complete with DALI dimmable components housed inside the luminaire.

Complies with EN60598-1 and pertinent regulations

**Technical data**

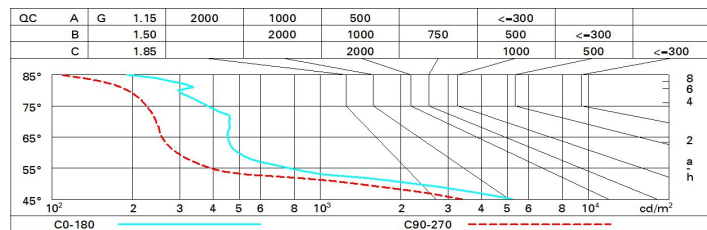
Im system:	2418	Lamp code:	LED
W system:	15	Number of lamps for optical assembly:	1
Im source:	3100	ZVEI Code:	LED
W source:	15	Number of optical assemblies:	1
Luminous efficiency (Im/W, real value):	161.2	Power factor:	See installation instructions
Im in emergency mode:	-	Inrush current:	10 A / 220 µs
Total light flux at or above an angle of 90° [Lm]:	0	Maximum number of luminaires of this type per miniature circuit breaker:	B10A: 18 luminaires B16A: 30 luminaires C10A: 31 luminaires C16A: 51 luminaires
Light Output Ratio (L.O.R.) [%]:	78	Minimum dimming %:	1
CRI (minimum):	80	Overvoltage protection:	2kV Common mode & 1kV Differential mode
Colour temperature [K]:	3500	Control:	DALI-2
MacAdam Step:	3		

**Polar**

# Utilisation factors

R	77	75	73	71	55	53	33	00	DRR
K0.8	66	62	59	56	61	58	58	55	70
1.0	70	66	63	61	65	62	62	59	76
1.5	75	72	69	67	71	69	68	65	84
2.0	78	75	74	72	74	73	72	69	89
2.5	79	78	76	75	76	75	74	72	92
3.0	81	79	78	77	78	77	76	74	94
4.0	82	81	80	79	79	79	77	75	96
5.0	82	82	81	80	80	79	78	76	97

# Luminance curve limit



# UGR diagram

Corrected UGR values (at 3100 lm bare lamp luminous flux)											
Reflect.: ceiling/cav walls work pl. Room dim x y		viewed crosswise					viewed endwise				
		0.70	0.70	0.50	0.50	0.30	0.70	0.70	0.50	0.50	0.30
		0.50	0.30	0.50	0.30	0.30	0.50	0.30	0.50	0.30	0.30
		0.20	0.20	0.20	0.20	0.20	0.20	0.20	0.20	0.20	0.20
2H	2H	14.5	15.3	14.8	15.5	15.7	13.9	14.6	14.1	14.8	15.1
	3H	14.4	15.1	14.7	15.3	15.6	13.7	14.4	14.1	14.6	14.9
	4H	14.4	15.0	14.7	15.3	15.6	13.7	14.3	14.0	14.6	14.9
	6H	14.3	14.9	14.7	15.2	15.5	13.6	14.1	13.9	14.4	14.8
	8H	14.3	14.8	14.7	15.1	15.5	13.5	14.1	13.9	14.4	14.7
	12H	14.3	14.8	14.6	15.1	15.5	13.5	14.0	13.9	14.4	14.7
4H	2H	14.3	14.9	14.7	15.2	15.5	13.7	14.3	14.0	14.6	14.9
	3H	14.2	14.7	14.6	15.1	15.4	13.6	14.1	13.9	14.4	14.8
	4H	14.2	14.6	14.6	15.0	15.4	13.5	13.9	13.9	14.3	14.7
	6H	14.1	14.5	14.5	14.9	15.3	13.4	13.8	13.8	14.2	14.6
	8H	14.1	14.4	14.5	14.8	15.3	13.4	13.7	13.8	14.1	14.6
	12H	14.0	14.4	14.5	14.8	15.2	13.3	13.6	13.8	14.1	14.5
8H	4H	14.0	14.4	14.5	14.8	15.2	13.4	13.7	13.8	14.2	14.6
	6H	14.0	14.3	14.4	14.7	15.2	13.3	13.6	13.8	14.1	14.5
	8H	13.9	14.2	14.4	14.7	15.2	13.3	13.5	13.8	14.0	14.5
	12H	13.9	14.1	14.4	14.6	15.1	13.2	13.4	13.7	13.9	14.4
12H	4H	14.0	14.3	14.4	14.7	15.2	13.4	13.7	13.8	14.1	14.6
	6H	13.9	14.2	14.4	14.6	15.1	13.3	13.5	13.8	14.0	14.5
	8H	13.9	14.1	14.4	14.6	15.1	13.2	13.5	13.7	13.9	14.5
Variations with the observer position at spacing:											
S =	1.0H	3.6 / -9.1					3.7 / -9.7				
	1.5H	6.3 / -10.2					6.3 / -10.4				
	2.0H	8.3 / -10.7					8.3 / -10.6				