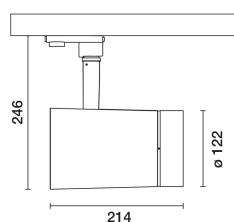


Last information update: November 2024

**Product configuration: RR43**

RR43: Dimmable electronic Ø122mm body - Flood optic - Neutral White

**Product code**

RR43: Dimmable electronic Ø122mm body - Flood optic - Neutral White

**Technical description**

Adjustable spotlight with adapter for installation on an electrified track or base. High chromatic yield LED lamp with Neutral White (4000K) tone and OptiBeam Lens optic system and Flood optic. Dimmable electronic power supply integrated in product with Tool Free manual dimmer. Luminaire made of die-cast aluminium and thermoplastic material that allows a 360° rotation about the vertical axis and 90° tilting relative to the horizontal plane with mechanical aiming locks. Passive heat dissipation. Spotlight with "Push&Go" system designed to hold up to two flat accessories at the same time. The same system can also be used to apply another external component selected from the directional flaps and anti-glare screen. All internal accessories rotate 360° about the spotlight longitudinal axis.

**Installation**

Installation on an electrified track or base.

**Colour**

White (01) | Black (04)

**Weight (Kg)**

2.13

**Mounting**

wall surface|ceiling surface

**Wiring**

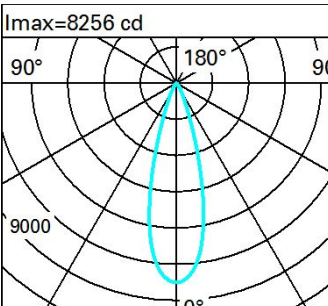
Electronic components integrated in product

Complies with EN60598-1 and pertinent regulations

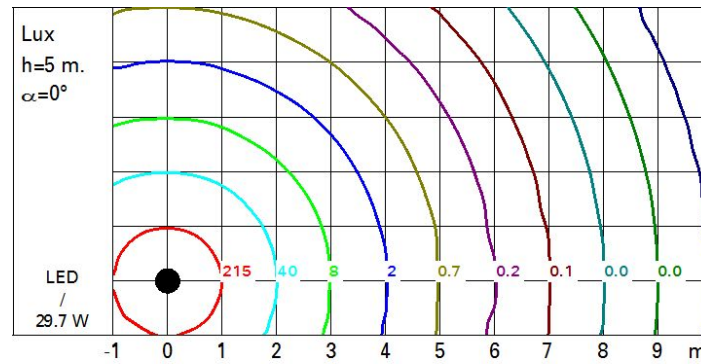
**Technical data**

Im system:	2309	Life Time LED 1:	> 50,000h - L90 - B10 (Ta 25°C)
W system:	29.7	Lamp code:	LED
Im source:	2960	Number of lamps for optical assembly:	1
W source:	26	ZVEI Code:	LED
Luminous efficiency (lm/W, real value):	77.7	Number of optical assemblies:	1
Im in emergency mode:	-	Power factor:	See installation instructions
Total light flux at or above an angle of 90° [Lm]:	0	Inrush current:	5 A / 50 µs
Light Output Ratio (L.O.R.) [%]:	78	Maximum number of luminaires of this type per miniature circuit breaker:	B10A: 31 luminaires B16A: 50 luminaires C10A: 52 luminaires C16A: 85 luminaires
Beam angle [°]:	29°	Minimum dimming %:	1
CRI (minimum):	97	Overvoltage protection:	4kV Common mode & 2kV Differential mode
Colour temperature [K]:	4000	Control:	Completo di dimmer
MacAdam Step:	2		

**Polar**

Imax=8256 cd		Lux			
90°	180°	h	d	Em	Emax
		2	1	1627	2064
		4	2.1	407	516
		6	3.1	181	229
		8	4.1	102	129
	α = 29°				

### Isolux



### UGR diagram

Corrected UGR values (at 2900 lm bare lamp luminous flux)												
Reflect.:		viewed crosswise					viewed endwise					
ceiling/cav		0.70	0.70	0.50	0.50	0.30	0.70	0.70	0.50	0.50	0.30	
walls		0.50	0.30	0.50	0.30	0.30	0.50	0.30	0.50	0.30	0.30	
work pl.		0.20	0.20	0.20	0.20	0.20	0.20	0.20	0.20	0.20	0.20	
Room dim		viewed crosswise					viewed endwise					
x	y											
2H	2H	10.4	12.4	10.8	12.7	13.0	10.4	12.4	10.8	12.7	13.0	
	3H	10.3	11.8	10.6	12.2	12.5	10.3	11.8	10.6	12.2	12.5	
	4H	10.2	11.5	10.6	11.9	12.2	10.2	11.5	10.6	11.9	12.2	
	6H	10.2	11.2	10.5	11.6	11.9	10.2	11.2	10.5	11.6	11.9	
	8H	10.1	11.2	10.5	11.5	11.9	10.1	11.2	10.5	11.5	11.9	
	12H	10.1	11.1	10.5	11.5	11.8	10.1	11.1	10.5	11.5	11.8	
4H	2H	10.2	11.5	10.6	11.9	12.2	10.2	11.5	10.6	11.9	12.2	
	3H	10.1	11.1	10.5	11.5	11.9	10.1	11.1	10.5	11.5	11.9	
	4H	10.0	11.0	10.4	11.4	11.8	10.0	11.0	10.4	11.4	11.8	
	6H	9.7	11.2	10.1	11.7	12.2	9.7	11.3	10.2	11.7	12.2	
	8H	9.5	11.3	10.0	11.8	12.3	9.5	11.3	10.0	11.8	12.3	
	12H	9.4	11.3	9.9	11.8	12.3	9.4	11.3	9.9	11.8	12.3	
8H	4H	9.5	11.3	10.0	11.8	12.3	9.5	11.3	10.0	11.8	12.3	
	6H	9.4	11.1	9.9	11.6	12.1	9.4	11.1	9.9	11.6	12.1	
	8H	9.4	10.9	9.9	11.4	12.0	9.4	10.9	9.9	11.4	12.0	
	12H	9.5	10.6	10.0	11.1	11.6	9.5	10.6	10.0	11.1	11.6	
12H	4H	9.4	11.3	9.9	11.8	12.3	9.4	11.3	9.9	11.8	12.3	
	6H	9.4	10.9	9.9	11.4	12.0	9.4	10.9	9.9	11.4	12.0	
	8H	9.5	10.6	10.0	11.1	11.6	9.5	10.6	10.0	11.1	11.6	
Variations with the observer position at spacing:												
S =		1.0H	4.1 / -7.9				4.1 / -7.9					
		1.5H	6.8 / -10.3				6.8 / -10.3					
		2.0H	8.8 / -12.4				8.8 / -12.4					