

Last information update: April 2025

Product configuration: RP57.G2

RP57.G2: DownLight emission module - Frame - L= 684 - 48Vdc (PWM) - UGR< 19 - Space Optic – Warm White - Black / clear space

Product code

RP57.G2: DownLight emission module - Frame - L= 684 - 48Vdc (PWM) - UGR< 19 - Space Optic – Warm White - Black / clear space

Technical description

Direct emission linear modular lighting system with Warm White CRI90 monochrome LED lamps. UGR<19 luminaire with controlled luminance ($L \leq 3000 \text{ cd/m}^2$). Opti-Diamond Space optic available in a White Cover (Transparent white) or Black Cover (Transparent black) version. Complete with 48Vdc Mid-Power Led circuit and PWM control system. Frame version with extruded aluminium profile; Modular luminaire that can be positioned freely as it rotates 360° around its own axis (See the instruction sheet for the accessories to be used).

Installation

Pendant or surface-mounted using suitable accessories to be ordered separately.

Colour

Black/White Transparent (G2)

Weight (Kg)

0.36

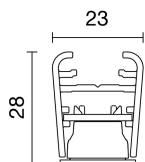
Wiring

Connection with quick coupling input and output connectors. The module is designed to use suitable Led Strips (Up Light emission) to be ordered separately. Power supply unit (48V) to be ordered separately as specified in the instruction sheet. Available in an ON-OFF, DALI and BLE version.

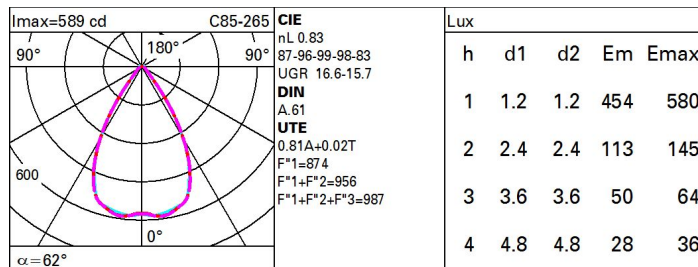
Complies with EN60598-1 and pertinent regulations



IP20

**Technical data**

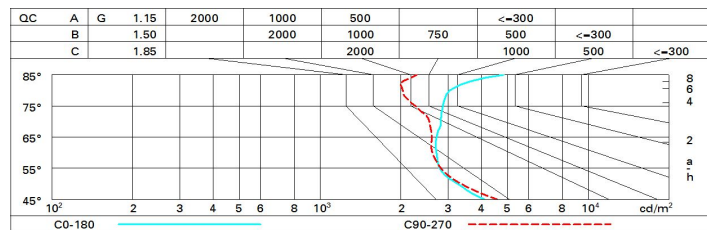
Im system:	647	MacAdam Step:	3
W system:	5.8	Life Time LED 1:	> 50,000h - L90 - B10 (Ta 25°C)
Im source:	780	Voltage [Vin]:	48
W source:	4.7	Lamp code:	LED
Luminous efficiency (Im/W, real value):	111.6	Number of lamps for optical assembly:	1
Im in emergency mode:	-	ZVEI Code:	LED
Total light flux at or above an angle of 90° [Lm]:	16	Number of optical assemblies:	1
Light Output Ratio (L.O.R.) [%]:	83	LED current [mA]:	39
CRI (minimum):	90	Control:	PWM
Colour temperature [K]:	2700		

Polar

Utilisation factors

R	77	75	73	71	55	53	33	00	DRR
K0.8	69	64	61	58	63	60	59	56	69
1.0	73	69	65	63	67	64	64	60	74
1.5	78	75	72	69	73	71	70	66	82
2.0	81	79	76	74	77	75	74	71	87
2.5	83	81	79	78	79	78	77	73	91
3.0	84	83	81	80	81	80	78	75	93
4.0	86	84	83	82	83	82	80	77	95
5.0	87	86	85	84	84	83	81	78	97

Luminance curve limit



UGR diagram

Corrected UGR values (at 780 lm bare lamp luminous flux)										
Reflect.: ceiling/cav walls work pl. Room dim x y		0.70	0.70	0.50	0.50	0.30	0.70	0.70	0.50	0.50
		0.50	0.30	0.50	0.30	0.30	0.50	0.30	0.50	0.30
		0.20	0.20	0.20	0.20	0.20	0.20	0.20	0.20	0.20
		viewed crosswise					viewed endwise			
2H	2H	14.4	15.1	14.7	15.4	15.7	14.6	15.3	14.9	15.6
	3H	15.0	15.6	15.4	15.9	16.3	14.6	15.3	15.0	15.6
	4H	15.4	15.9	15.7	16.3	16.6	14.6	15.2	15.0	15.6
	6H	15.7	16.3	16.1	16.6	17.0	14.6	15.2	15.0	15.5
	8H	15.9	16.4	16.3	16.8	17.2	14.6	15.1	15.0	15.5
	12H	16.2	16.7	16.6	17.1	17.5	14.6	15.1	15.0	15.4
4H	2H	14.5	15.0	14.8	15.4	15.7	15.3	15.9	15.7	16.2
	3H	15.2	15.7	15.7	16.1	16.5	15.5	16.0	15.9	16.4
	4H	15.7	16.2	16.2	16.6	17.0	15.6	16.0	16.0	16.5
	6H	16.3	16.7	16.8	17.1	17.6	15.7	16.1	16.2	16.5
	8H	16.6	16.9	17.1	17.4	17.9	15.7	16.1	16.2	16.6
	12H	17.0	17.3	17.5	17.8	18.3	15.8	16.1	16.3	16.5
8H	4H	15.9	16.2	16.4	16.7	17.2	16.0	16.3	16.5	16.8
	6H	16.6	16.9	17.1	17.4	17.9	16.2	16.5	16.7	17.0
	8H	17.0	17.3	17.6	17.8	18.3	16.4	16.6	16.9	17.1
	12H	17.6	17.8	18.2	18.4	18.9	16.5	16.7	17.1	17.3
12H	4H	15.9	16.2	16.4	16.7	17.2	16.1	16.4	16.6	16.9
	6H	16.6	16.9	17.2	17.4	18.0	16.4	16.7	16.9	17.2
	8H	17.2	17.4	17.7	17.9	18.5	16.6	16.8	17.1	17.3
Variations with the observer position at spacing:										
S =		1.0H					1.8 / -1.3			
		1.5H					3.7 / -1.6			
		2.0H					5.3 / -1.6			