

Easy Space Square

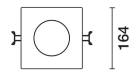
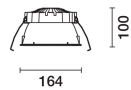
Design iGuzzini

iGuzzini

Last information update: February 2025

Product configuration: RM51.D8

RM51.D8: Square 163 - UGR < 19 - DALI - Warm White - White / transparent



153x153

Product code

RM51.D8: Square 163 - UGR < 19 - DALI - Warm White - White / transparent

Technical description

Square recess luminaire with fixed optics, in version with outer frame. High efficiency LED source with high colour rendering index. Controlled luminance emission $L < 3000 \text{ cd/sm}$ - $UGR < 19$ - ideal for environments with video screen use. Emission unit integrated into the polycarbonate external structure - made up of PMMA prismatic reflector in combination with flow recovery unit and transparent PMMA flat screen combined with the PET film with satin finish. The painted die-cast aluminium diffuser encompasses the steel wire coupling springs. A DALI dimmer power supply unit connected to the luminaire.

Installation

recessed with steel wire springs for false ceilings from 1 to 25 mm thick

Colour

White Transparent (D8)

Weight (Kg)

0.71

Mounting

ceiling surface

Wiring

DALI dimmer functioning components included - power supply connection on the terminals with rapid connection of the driver.

Notes

TPa version available on request, contact iGuzzini for more info

Complies with EN60598-1 and pertinent regulations



IP20

IP54

On the visible part of the product once installed



Technical data

Im system:	1238	Colour temperature [K]:	3500
W system:	10.3	MacAdam Step:	2
Im source:	1360	Life Time LED 1:	> 50,000h - L90 - B10 (Ta 25°C)
W source:	8.6	Lamp code:	LED
Luminous efficiency (Im/W, real value):	120.2	Number of lamps for optical assembly:	1
Im in emergency mode:	-	ZVEI Code:	LED
Total light flux at or above an angle of 90° [Lm]:	0	Number of optical assemblies:	1
Light Output Ratio (L.O.R.) [%]:	91	Control:	DALI-2
CRI (minimum):	90		

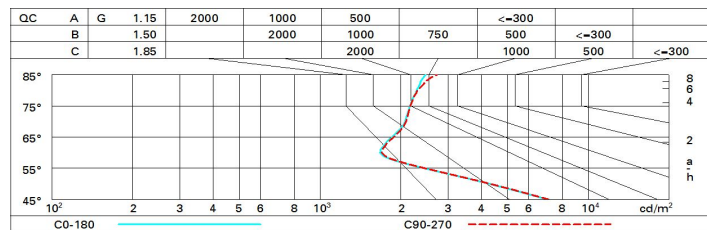
Polar

Imax=1209 cd		C0-180		CIE		Lux					
90°		180°		90°		nL 0.91					
						84-96-99-100-91					
						UGR 16.8-16.4					
						DIN					
						A.61					
						UTE					
						0.91A+0.00T					
						F*1=843					
						F*1+F*2=965					
						F*1+F*2+F*3=990					
						CIBSE					
						LG3 L<3000 cd/m² at 65°					
						UGR<19 L<3000 cd/mq @65°					

Utilisation factors

R	77	75	73	71	55	53	33	00	DRR
K0.8	76	70	66	62	69	65	65	61	67
1.0	80	75	71	68	74	70	70	66	73
1.5	86	82	79	76	81	78	77	74	81
2.0	90	87	84	82	85	83	82	79	86
2.5	92	89	87	86	88	86	85	82	90
3.0	93	91	90	88	90	88	87	84	92
4.0	95	93	92	91	91	90	89	86	95
5.0	95	94	93	92	93	92	90	87	96

Luminance curve limit



UGR diagram

Corrected UGR values (at 1360 lm bare lamp luminous flux)											
Reflect.: ceiling/cav walls work pl. Room dim x y		0.70	0.70	0.50	0.50	0.30	0.70	0.70	0.50	0.50	0.30
		0.50	0.30	0.50	0.30	0.30	0.50	0.30	0.50	0.30	0.30
		0.20	0.20	0.20	0.20	0.20	0.20	0.20	0.20	0.20	0.20
		viewed crosswise					viewed endwise				
2H	2H	15.8	16.6	16.1	16.8	17.1	15.8	16.6	16.1	16.9	17.1
	3H	16.0	16.7	16.3	17.0	17.2	15.8	16.5	16.1	16.8	17.1
	4H	16.1	16.8	16.5	17.1	17.4	15.7	16.4	16.1	16.7	17.0
	6H	16.3	16.9	16.7	17.2	17.6	15.7	16.3	16.1	16.6	17.0
	8H	16.4	17.0	16.8	17.3	17.7	15.7	16.3	16.0	16.6	17.0
	12H	16.5	17.0	16.8	17.4	17.7	15.6	16.2	16.0	16.6	16.9
4H	2H	15.7	16.4	16.1	16.7	17.0	16.1	16.8	16.5	17.1	17.4
	3H	16.0	16.6	16.4	16.9	17.3	16.3	16.8	16.6	17.2	17.5
	4H	16.3	16.8	16.7	17.2	17.5	16.3	16.8	16.7	17.2	17.6
	6H	16.6	17.1	17.0	17.5	17.9	16.3	16.8	16.8	17.2	17.6
	8H	16.8	17.2	17.2	17.6	18.0	16.4	16.8	16.8	17.2	17.6
	12H	16.9	17.3	17.4	17.7	18.2	16.3	16.7	16.8	17.1	17.6
8H	4H	16.3	16.7	16.8	17.2	17.6	16.8	17.2	17.3	17.6	18.1
	6H	16.8	17.1	17.3	17.6	18.1	17.0	17.3	17.5	17.8	18.3
	8H	17.0	17.3	17.5	17.8	18.3	17.1	17.4	17.6	17.8	18.3
	12H	17.3	17.5	17.8	18.0	18.5	17.2	17.4	17.7	17.9	18.4
12H	4H	16.3	16.7	16.8	17.1	17.6	17.0	17.3	17.4	17.8	18.2
	6H	16.8	17.1	17.3	17.6	18.1	17.2	17.5	17.7	18.0	18.5
	8H	17.1	17.4	17.6	17.8	18.4	17.4	17.6	17.9	18.1	18.6
Variations with the observer position at spacing:											
S =	1.0H	1.9 / -1.9					1.8 / -1.8				
	1.5H	3.3 / -2.4					3.3 / -2.4				
	2.0H	5.0 / -2.5					5.0 / -2.4				