

Easy Space Square

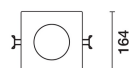
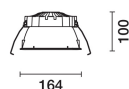
Design iGuzzini

iGuzzini

Last information update: April 2025

Product configuration: RI44.D8

RI44.D8: Square 163 - General Lighting - DALI - Warm White - Low Output - 16.8W 2293.6lm - 3000K - White Transparent



153x153

Product code

RI44.D8: Square 163 - General Lighting - DALI - Warm White - Low Output - 16.8W 2293.6lm - 3000K - White Transparent

Technical description

Square recess luminaire with fixed optics, in version with outer frame. High efficiency LED source - standard flow version to achieve an excellent correlation of light efficiency in general lighting uses. Emission unit made up of a transparent PMMA prismatic reflector in combination with the flow recovery unit and diffuser screen, both produced in PMMA, integrated into the external polycarbonate structure. The painted die-cast aluminium diffuser encompasses the steel wire coupling springs. A DALI dimmer power supply unit connected to the luminaire.

Installation

recessed with steel wire springs for false ceilings from 1 to 25 mm thick

Colour

White Transparent (D8)

Weight (Kg)

0.71

Mounting

ceiling surface

Wiring

DALI dimmer functioning components included - power supply connection on the terminals with rapid connection of the driver.

Notes

TPa version available on request, contact iGuzzini for more info

Complies with EN60598-1 and pertinent regulations



IP20

IP54

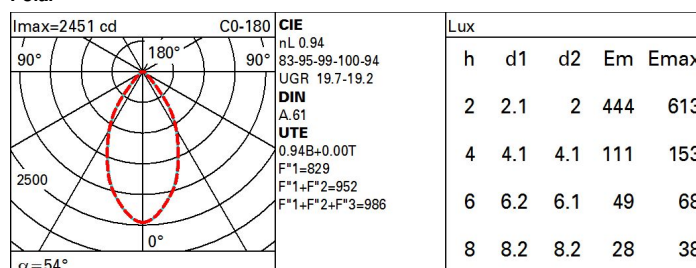
On the visible part of the product once installed



Technical data

Im system:	2294	Colour temperature [K]:	3000
W system:	16.8	MacAdam Step:	2
Im source:	2440	Life Time LED 1:	> 50,000h - L90 - B10 (Ta 25°C)
W source:	15	Lamp code:	LED
Luminous efficiency (lm/W, real value):	136.5	Number of lamps for optical assembly:	1
Im in emergency mode:	-	ZVEI Code:	LED
Total light flux at or above an angle of 90° [Lm]:	0	Number of optical assemblies:	1
Light Output Ratio (L.O.R.) [%]:	94	Control:	DALI-2
CRI (minimum):	80		

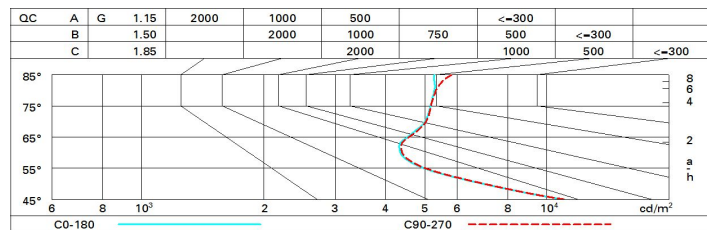
Polar



Utilisation factors

R	77	75	73	71	55	53	33	00	DRR
K0.8	77	71	67	64	70	66	66	62	66
1.0	82	77	72	69	75	72	71	67	71
1.5	88	84	81	78	83	80	79	75	80
2.0	92	89	86	84	87	85	84	80	85
2.5	94	92	89	88	90	88	87	84	89
3.0	96	94	92	90	92	91	89	86	92
4.0	97	96	94	93	94	93	91	88	94
5.0	98	97	96	95	95	94	93	90	96

Luminance curve limit



UGR diagram

Corrected UGR values (at 2440 lm bare lamp luminous flux)											
Riflect.: ceil/cav walls work pl. Room dim x y		viewed crosswise					viewed endwise				
2H	2H	18.0	18.8	18.3	19.1	19.3	18.1	18.9	18.3	19.1	19.4
	3H	18.4	19.1	18.7	19.4	19.7	18.1	18.8	18.4	19.1	19.4
	4H	18.7	19.4	19.0	19.7	20.0	18.0	18.7	18.4	19.0	19.3
	6H	19.0	19.6	19.3	19.9	20.3	18.0	18.7	18.4	19.0	19.3
	8H	19.1	19.7	19.5	20.1	20.4	18.0	18.6	18.4	18.9	19.3
	12H	19.2	19.8	19.6	20.1	20.5	18.0	18.6	18.4	18.9	19.3
4H	2H	18.0	18.7	18.4	19.0	19.3	18.7	19.4	19.0	19.7	20.0
	3H	18.6	19.2	19.0	19.5	19.9	18.9	19.5	19.3	19.9	20.2
	4H	19.0	19.5	19.4	19.9	20.3	19.0	19.6	19.4	19.9	20.3
	6H	19.5	20.0	19.9	20.4	20.8	19.1	19.6	19.6	20.0	20.4
	8H	19.7	20.1	20.2	20.5	21.0	19.2	19.6	19.6	20.0	20.4
	12H	19.9	20.3	20.3	20.7	21.2	19.2	19.6	19.6	20.0	20.5
8H	4H	19.2	19.6	19.6	20.0	20.4	19.7	20.2	20.2	20.6	21.0
	6H	19.8	20.1	20.3	20.6	21.1	20.0	20.4	20.5	20.8	21.3
	8H	20.1	20.4	20.6	20.9	21.4	20.1	20.4	20.6	20.9	21.4
	12H	20.4	20.6	20.9	21.1	21.7	20.2	20.5	20.7	21.0	21.5
12H	4H	19.2	19.5	19.6	20.0	20.4	19.9	20.3	20.4	20.8	21.2
	6H	19.8	20.1	20.3	20.6	21.1	20.3	20.6	20.8	21.0	21.5
	8H	20.2	20.5	20.7	20.9	21.5	20.5	20.7	21.0	21.2	21.7
Variations with the observer position at spacing:											
S =	1.0H	1.7 / -1.3					1.6 / -1.3				
	1.5H	2.6 / -1.6					2.5 / -1.6				
	2.0H	4.0 / -1.7					4.0 / -1.7				