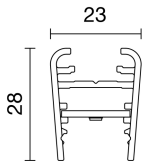


Last information update: April 2025

Product configuration: RH42.04+PF43.P0

RH42.04: DownLight emission module - Frameless - L= 912 - 48Vdc (PWM) - General Light – with no screen – Neutral White - Black
PF43.P0: Roll screen for continuous line solutions - L=7m - Satin smoke

**Product code**

RH42.04: DownLight emission module - Frameless - L= 912 - 48Vdc (PWM) - General Light – with no screen – Neutral White - Black

Technical description

Direct emission linear modular lighting system with Neutral White CRI90 monochrome LED lamps. General Light (High Output) luminaire with methacrylate diffusing screen (to be ordered separately) available in a microtextured Opal or Smoked version. Complete with 48Vdc Mid-Power Led circuit and PWM control system. Frameless version with extruded aluminium profile; Modular luminaire that can be positioned freely as it rotates 360° around its own axis (See the instruction sheet for the accessories to be used). Modular system with no screen designed to create a continuous line to be completed with the relevant accessories and a roll screen available in various lengths (to be ordered separately).

Installation

Pendant or surface-mounted using suitable accessories to be ordered separately.

Colour

Black (04)

Weight (Kg)

0.47

Wiring

Connection with quick coupling input and output connectors. The module is designed to use suitable Led Strips (Up Light emission) to be ordered separately. Power supply unit (48V) to be ordered separately as specified in the instruction sheet. Available in an ON-OFF, DALI and BLE version.

Complies with EN60598-1 and pertinent regulations



IP20

**Accessory code**

PF43.P0: Roll screen for continuous line solutions - L=7m - Satin smoke

Technical description

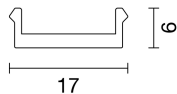
Roll screen for continuous line solutions - L=7m

Colour

Satin smoke (P0)

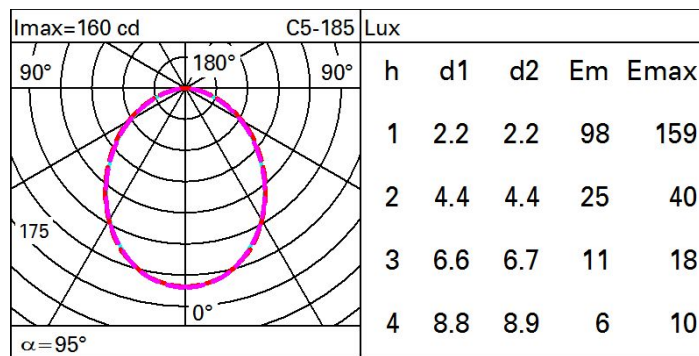
Complies with EN60598-1 and pertinent regulations

IP20

**Technical data**

Im system:	376	MacAdam Step:	3
W system:	16.6	Life Time LED 1:	> 50,000h - L90 - B10 (Ta 25°C)
Im source:	2350	Voltage [Vin]:	48
W source:	13	Lamp code:	LED
Luminous efficiency (Im/W, real value):	22.7	Number of lamps for optical assembly:	1
Im in emergency mode:	-	ZVEI Code:	LED
Total light flux at or above an angle of 90° [Lm]:	0	Number of optical assemblies:	1
Light Output Ratio (L.O.R.) [%]:	16	LED current [mA]:	42
CRI (minimum):	90	Control:	PWM
Colour temperature [K]:	4000		

Polar



Isolux

