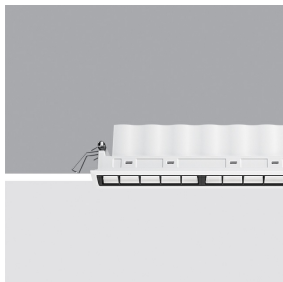


Last information update: April 2025

**Product configuration: RB67**

RB67: Recessed Frame section 15 LEDs - integrated DALI - Wall Washer Longitudinal Glare Control

**Product code**

RB67: Recessed Frame section 15 LEDs - integrated DALI - Wall Washer Longitudinal Glare Control

**Technical description**

Miniaturized recessed linear luminaire for LED lamps. Asymmetrical optic system designed to achieve effective light distribution on walls and avoid any shadow zones near the ceiling. The black polycarbonate perimeter frame is designed to significantly reduce the effect of longitudinal glare. Main body with die-cast aluminium radiant surface, version with perimeter surface frame. Flux enhancer - superpure aluminium reflector - textured PMMA screen. Supplied with a power supply unit connected to the luminaire.

**Installation**

Recessed with steel wire springs for false ceilings from 1 to 25 mm thick - preparation hole 37 x 406. To light walls correctly check the installation distances and centre-to-centre distances indicated on the instructions sheet.

**Colour**

Black / Black (43) | Black / White (47) | Grey / Black (74)\*

**Weight (Kg)**

0.86

\* Colours on request

**Mounting**

wall recessed|ceiling recessed

**Wiring**

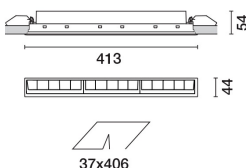
Integrated dimmable DALI control gear. Connection to mains network on power supply box; screw connections.

Complies with EN60598-1 and pertinent regulations



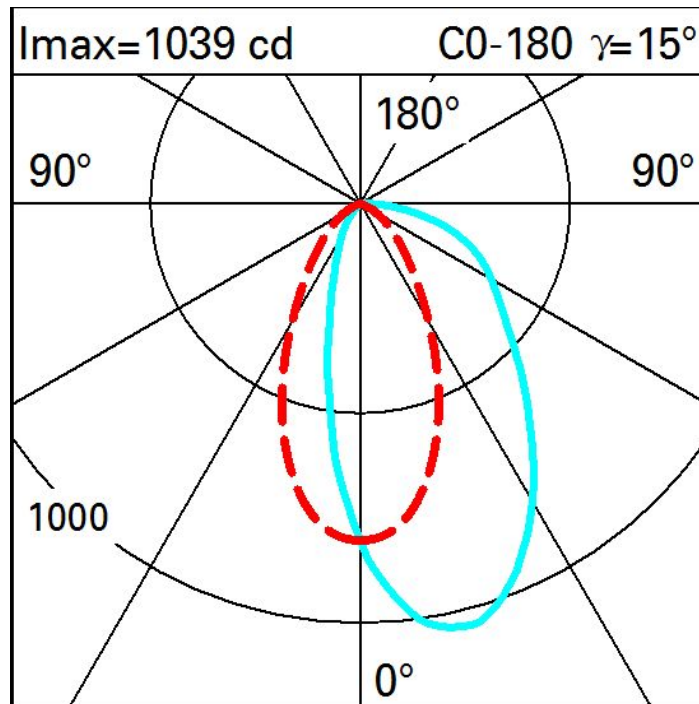
IP20

IP43

On the visible part of  
the product once installed**Technical data**

lm system:	1072	CRI (typical):	92
W system:	33.5	Colour temperature [K]:	3500
lm source:	3350	MacAdam Step:	3
W source:	29	Life Time LED 1:	> 50,000h - L90 - B10 (Ta 25°C)
Luminous efficiency (lm/W, real value):	32	Lamp code:	LED
lm in emergency mode:	-	Number of lamps for optical assembly:	1
Total light flux at or above an angle of 90° [Lm]:	0	ZVEI Code:	LED
Light Output Ratio (L.O.R.) [%]:	32	Number of optical assemblies:	1
CRI (minimum):	90	Control:	DALI-2

Polar



Illuminances

Lux												Wall distance = 1m	
3													
	0.5	2	6	26	111	235	111	26	6	2	0.5		
2	2	5	14	43	121	191	121	43	14	5	2		
	3	7	17	44	96	131	96	44	17	7	3		
1	4	8	17	37	67	84	67	37	17	8	4		
	4	8	16	29	45	52	45	29	16	8	4		
0													
	m	-2	-1		0		1		2	3			