

Light Shed 14

Design iGuzzini

iGuzzini

Last information update: April 2025

Product configuration: R955.G0

R955.G0: L=3175 mm - DALI - UP/DOWN emission - White / clear space



Product code

R955.G0: L=3175 mm - DALI - UP/DOWN emission - White / clear space

Technical description

Luminaire L = 3175 mm complete with LED lamp in neutral white colour tone 4000K. Body made of extruded painted aluminium and a thermoplastic raster with a white finish or a patented "Opti Diamond" technology, translucent textured thermoplastic raster created with a catadioptric system and no galvanic treatments. Product with high efficiency up/down emission LED, 50% up - 50% down, UGR<19 L<3000 cd/mq $\alpha > 65^\circ$ emission, for use in environments with video monitors in compliance with EN 12464-1. The DALI driver is housed in the upper part of the luminaire. Possibility of pendant installation using kit to be ordered separately as an accessory. The luminaire can be installed individually or in a continuous line, creating an uninterrupted light line.

Installation

Pendant installation using a kit to be ordered separately.

Colour

White/White Transparent (G0)

Weight (Kg)

10.1

Mounting

ceiling surface

Wiring

Product complete with DALI components. Possibility of integrating ILS components available as accessories. The electrical cables used are made of a "halogen free" material.

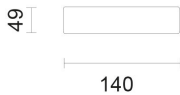
Notes

The accessory kit for pendant installations includes a pair of end caps for individual installations.

Complies with EN60598-1 and pertinent regulations



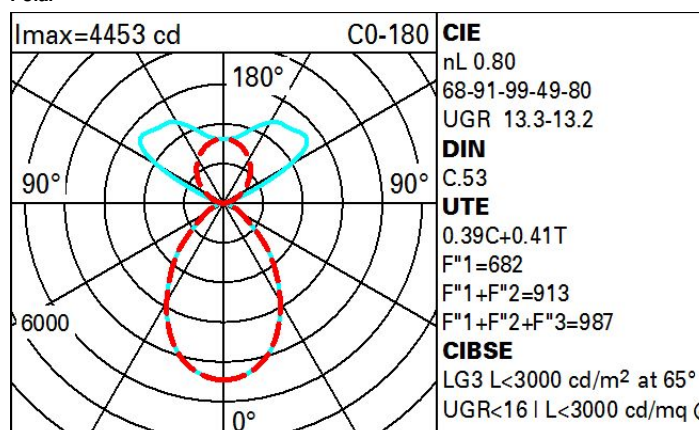
IP20



Technical data

Im system:	14200	Voltage [Vin]:	230
W system:	110.9	Lamp code:	LED
Im source:	17750	Number of lamps for optical assembly:	1
W source:	101	ZVEI Code:	LED
Luminous efficiency (Im/W, real value):	128	Number of optical assemblies:	1
Im in emergency mode:	-	Power factor:	See installation instructions
Total light flux at or above an angle of 90° [Lm]:	7251	Inrush current:	10 A / - μ s
Light Output Ratio (L.O.R.) [%]:	80	Maximum number of luminaires of this type per miniature circuit breaker:	B10A: 12 luminaires B16A: 20 luminaires C10A: 20 luminaires C16A: 34 luminaires
CRI (minimum):	90	Minimum dimming %:	1
Colour temperature [K]:	4000	Overvoltage protection:	2kV Common mode & 1kV Differential mode
MacAdam Step:	3	Control:	DALI-2
Life Time LED 1:	> 50,000h - L90 - B10 (Ta 25°C)		

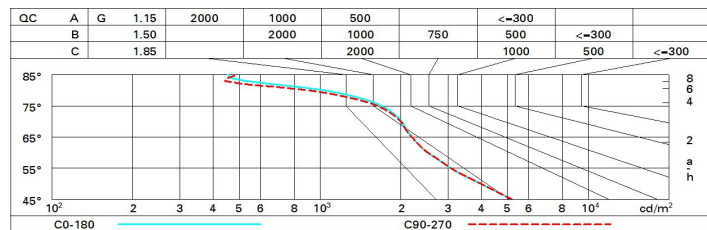
Polar



Utilisation factors

R	77	75	73	71	55	53	33	00	DRR
K0.8	47	41	36	33	36	32	29	21	55
1.0	52	46	41	38	40	37	32	24	62
1.5	58	53	49	46	46	43	38	28	72
2.0	62	58	55	52	50	48	41	31	80
2.5	64	61	58	56	53	51	44	33	84
3.0	66	63	60	58	54	53	45	34	87
4.0	67	65	63	61	56	55	47	35	90
5.0	69	67	65	64	58	56	48	36	92

Luminance curve limit



UGR diagram

Corrected UGR values (at 17750 lm bare lamp luminous flux)											
Riflect.: ceil/cav walls work pl. Room dim x y		0.70	0.70	0.50	0.50	0.30	0.70	0.70	0.50	0.50	0.30
		0.50	0.30	0.50	0.30	0.30	0.50	0.30	0.50	0.30	0.30
		0.20	0.20	0.20	0.20	0.20	0.20	0.20	0.20	0.20	0.20
		viewed crosswise					viewed endwise				
2H	2H	12.0	12.6	12.9	13.4	14.6	12.0	12.5	12.9	13.4	14.6
	3H	12.6	13.1	13.5	14.0	15.2	12.1	12.6	13.0	13.5	14.7
	4H	12.8	13.3	13.8	14.2	15.4	12.1	12.6	13.1	13.5	14.7
	6H	12.9	13.3	13.8	14.2	15.5	12.0	12.5	13.0	13.4	14.7
	8H	12.8	13.2	13.8	14.2	15.4	12.0	12.4	13.0	13.4	14.6
	12H	12.8	13.2	13.8	14.1	15.4	12.0	12.3	12.9	13.3	14.6
4H	2H	12.1	12.6	13.1	13.5	14.7	12.7	13.2	13.7	14.1	15.4
	3H	12.9	13.3	13.9	14.3	15.5	13.1	13.4	14.0	14.4	15.7
	4H	13.2	13.6	14.2	14.6	15.8	13.2	13.5	14.2	14.5	15.8
	6H	13.4	13.7	14.4	14.7	16.0	13.3	13.5	14.3	14.5	15.8
	8H	13.3	13.6	14.4	14.6	15.9	13.2	13.5	14.3	14.5	15.8
	12H	13.3	13.5	14.3	14.5	15.9	13.2	13.4	14.2	14.5	15.8
8H	4H	13.3	13.6	14.3	14.6	15.9	13.2	13.5	14.3	14.5	15.8
	6H	13.5	13.7	14.5	14.7	16.1	13.4	13.6	14.4	14.6	15.9
	8H	13.5	13.7	14.5	14.7	16.1	13.4	13.6	14.4	14.6	15.9
	12H	13.4	13.6	14.5	14.6	16.0	13.3	13.5	14.4	14.5	15.9
12H	4H	13.2	13.5	14.3	14.5	15.8	13.2	13.4	14.2	14.4	15.8
	6H	13.5	13.6	14.5	14.7	16.0	13.3	13.5	14.3	14.5	15.9
	8H	13.4	13.6	14.5	14.6	16.0	13.3	13.5	14.4	14.5	15.9
Variations with the observer position at spacing:											
S =	1.0H	0.4 / -0.7					0.4 / -0.7				
	1.5H	1.1 / -1.4					1.1 / -1.4				
	2.0H	2.2 / -1.7					2.2 / -1.8				