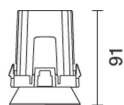


Last information update: May 2025

**Product configuration: R685.01**

R685.01: Fixed round recessed luminaire - Minimal - medium- Super Comfort - 10W 1077.4lm - 4000K - CRI 90 - White

**Product code**

R685.01: Fixed round recessed luminaire - Minimal - medium- Super Comfort - 10W 1077.4lm - 4000K - CRI 90 - White

**Technical description**

Minimal round recessed luminaire (frameless). Super Comfort fixed version: the LEDs are set a long way back to minimize glare and guarantee a high level of visual comfort. The main body is made of die-cast aluminium with a radiant surface that guarantees optimum heat dissipation. Metallised, thermoplastic, high definition reflector - flood optic. Die-cast aluminium structure designed for flush with ceiling installation - a specific adapter with a separate code is available for false ceilings. This is indispensable for installing recessed luminaires. The internal ring is made of thermoplastic available in a range of painted and metallised finishes. Safety glass included LED lamp with high color rendering index. Power unit available with a separate code no.

**Installation**

The luminaire is recessed in the adapter (QA82) by means of an anti-fall steel wire spring, previously installed on the ceiling that can be between 12.5 and 25 mm thick. A special steel spring required to extract the main body of the adapter after it has been installed is included in the package.

**Colour**

White (01)

**Weight (Kg)**

0.13

**Mounting**

ceiling recessed

**Wiring**

Direct current ballasts are available with a separate code no.: ON-OFF / 1-10V dimmable / DALI dimmable / Trailing Edge dimmable - the recessed fitting includes a cable and a quick-coupling connector to connect it to the connector on the ballast.

**Notes**

A wide range of decorative accessories and diffusers is available.

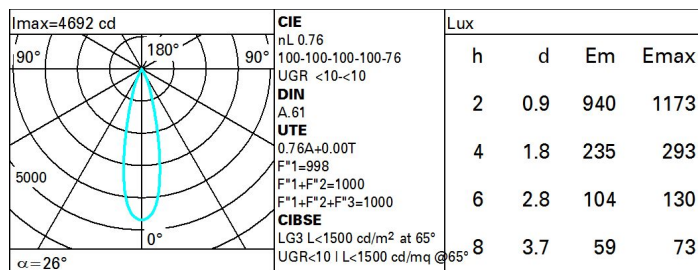
Complies with EN60598-1 and pertinent regulations



IP20

**Technical data**

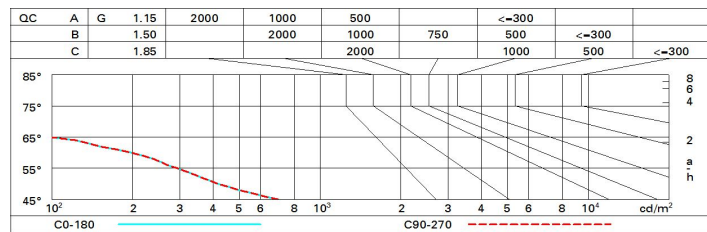
lm system:	1077	Rf (Colour Fidelity Index):	90
W system:	10	Rg (Gamut Index):	98
lm source:	1420	Colour temperature [K]:	4000
W source:	10	MacAdam Step:	2
Luminous efficiency (lm/W, real value):	107.7	Life Time LED 1:	> 50,000h - L90 - B10 (Ta 25°C)
lm in emergency mode:	-	Lamp code:	LED
Total light flux at or above an angle of 90° [Lm]:	0	Number of lamps for optical assembly:	1
Light Output Ratio (L.O.R.) [%]:	76	ZVEI Code:	LED
Beam angle [°]:	26°	Number of optical assemblies:	1
CRI (minimum):	90	LED current [mA]:	300

**Polar**

# Utilisation factors

R	77	75	73	71	55	53	33	00	DRR
K0.8	69	65	63	61	64	62	62	59	78
1.0	72	68	66	64	68	66	65	63	83
1.5	75	73	71	69	72	70	69	67	89
2.0	77	76	74	73	75	73	73	71	93
2.5	79	78	76	76	76	75	75	73	96
3.0	80	79	78	77	78	77	76	74	98
4.0	81	80	80	79	79	78	77	75	99
5.0	81	81	80	80	79	79	78	76	100

# Luminance curve limit



# UGR diagram

Corrected UGR values (at 1420 lm bare lamp luminous flux)											
Reflect.: ceiling/cav walls work pl. Room dim x y		viewed crosswise					viewed endwise				
2H	2H	-3.4	-1.2	-3.0	-0.9	-0.6	-3.4	-1.2	-3.0	-0.9	-0.6
	3H	-3.5	-1.8	-3.2	-1.5	-1.2	-3.5	-1.8	-3.1	-1.5	-1.2
	4H	-3.6	-2.2	-3.2	-1.9	-1.5	-3.6	-2.2	-3.2	-1.8	-1.5
	6H	-3.6	-2.6	-3.2	-2.2	-1.9	-3.6	-2.6	-3.2	-2.2	-1.9
	8H	-3.7	-2.6	-3.3	-2.3	-1.9	-3.7	-2.6	-3.3	-2.3	-1.9
12H	-3.7	-2.7	-3.3	-2.3	-1.9	-3.7	-2.7	-3.3	-2.3	-1.9	
4H	2H	-3.6	-2.2	-3.2	-1.8	-1.5	-3.6	-2.2	-3.2	-1.9	-1.5
	3H	-3.7	-2.7	-3.3	-2.3	-1.9	-3.7	-2.7	-3.3	-2.3	-1.9
	4H	-3.8	-2.8	-3.4	-2.4	-2.0	-3.8	-2.8	-3.4	-2.4	-2.0
	6H	-4.2	-2.5	-3.7	-2.0	-1.6	-4.2	-2.5	-3.7	-2.0	-1.6
	8H	-4.3	-2.4	-3.8	-1.9	-1.4	-4.3	-2.4	-3.8	-1.9	-1.4
12H	-4.4	-2.4	-3.9	-2.0	-1.4	-4.4	-2.4	-3.9	-2.0	-1.4	
8H	4H	-4.3	-2.4	-3.8	-1.9	-1.4	-4.3	-2.4	-3.8	-1.9	-1.4
	6H	-4.4	-2.6	-3.9	-2.1	-1.6	-4.4	-2.6	-3.9	-2.1	-1.6
	8H	-4.5	-2.8	-3.9	-2.3	-1.8	-4.5	-2.8	-3.9	-2.3	-1.8
	12H	-4.3	-3.3	-3.8	-2.8	-2.2	-4.3	-3.3	-3.8	-2.8	-2.2
12H	4H	-4.4	-2.4	-3.9	-2.0	-1.4	-4.4	-2.4	-3.9	-2.0	-1.4
	6H	-4.5	-2.8	-3.9	-2.3	-1.8	-4.5	-2.8	-3.9	-2.3	-1.8
	8H	-4.3	-3.3	-3.8	-2.8	-2.2	-4.3	-3.3	-3.8	-2.8	-2.2
Variations with the observer position at spacing:											
S =	1.0H	6.4 / -9.4					6.4 / -9.4				
	1.5H	9.2 / -12.9					9.2 / -12.9				
	2.0H	11.2 / -21.3					11.2 / -21.3				