


Last information update: April 2025

Product configuration: R451.39

R451.39: Ø 163 - 3000K - CRI80 - UGR<19 - White / Aluminium

**Product code**

R451.39: Ø 163 - 3000K - CRI80 - UGR<19 - White / Aluminium

Technical description

Round fixed luminaire designed to use LED lamps with C.o.B. technology. Version with rim for surface-mounting. Reflector vacuum-metallised with aluminium vapours with an anti-scratch protective layer. Dissipater made of painted grey die-cast aluminium. Product complete with LED lamp in warm white colour tone (3000K) and microfilm that is able to guarantee a light beam of UGR<19 L<3000 cd/m², which is ideal for environments with video terminals.

Installation

Recessed using torsion springs which allow easy installation in false ceilings with thicknesses ranging from 1 mm to 20 mm.

Colour

White / Aluminium (39)

Weight (Kg)

0.68

Mounting

ceiling surface

Wiring

Product complete with DALI components

Notes

TPa version available on request, contact iGuzzini for more info

Complies with EN60598-1 and pertinent regulations



IP20

IP54

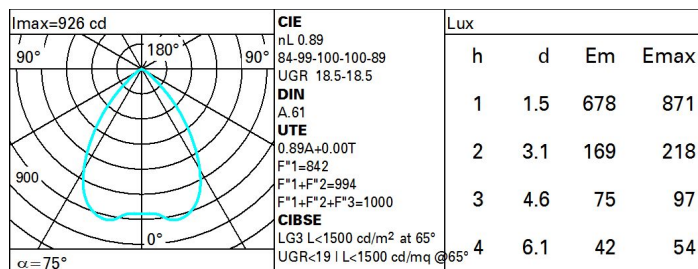
On the visible part of the product once installed



pending

Technical data

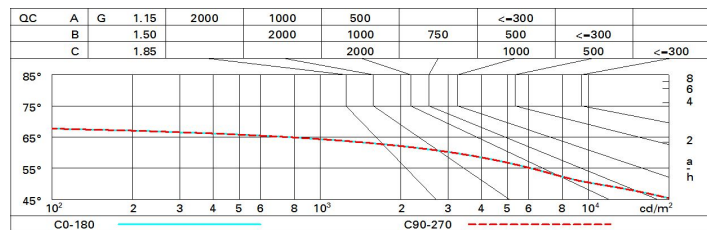
Im system:	1291	Colour temperature [K]:	3000
W system:	10.3	MacAdam Step:	2
Im source:	1450	Life Time LED 1:	> 50,000h - L90 - B10 (Ta 25°C)
W source:	8.3	Lamp code:	LED
Luminous efficiency (Im/W, real value):	125.3	Number of lamps for optical assembly:	1
Im in emergency mode:	-	ZVEI Code:	LED
Total light flux at or above an angle of 90° [Lm]:	0	Number of optical assemblies:	1
Light Output Ratio (L.O.R.) [%]:	89	Control:	DALI-2
CRI (minimum):	80		

Polar

Utilisation factors

R	77	75	73	71	55	53	33	00	DRR
K0.8	74	68	64	61	67	64	63	59	67
1.0	79	73	70	67	72	69	69	65	73
1.5	85	81	78	75	80	77	76	73	82
2.0	88	85	83	81	84	82	81	78	88
2.5	90	88	86	85	87	85	84	81	91
3.0	92	90	88	87	88	87	86	83	93
4.0	93	91	90	89	90	89	88	85	95
5.0	94	92	91	91	91	90	88	86	96

Luminance curve limit



UGR diagram

Corrected UGR values (at 1450 lm bare lamp luminous flux)											
Reflect.: ceiling/cav walls work pl. Room dim x y		0.70	0.70	0.50	0.50	0.30	0.70	0.70	0.50	0.50	0.30
		0.50	0.30	0.50	0.30	0.30	0.50	0.30	0.50	0.30	0.30
		0.20	0.20	0.20	0.20	0.20	0.20	0.20	0.20	0.20	0.20
		viewed crosswise					viewed endwise				
2H	2H	19.0	19.8	19.3	20.0	20.3	19.0	19.8	19.3	20.0	20.3
	3H	18.9	19.5	19.2	19.8	20.1	18.9	19.6	19.2	19.9	20.2
	4H	18.8	19.4	19.1	19.7	20.0	18.8	19.5	19.2	19.8	20.1
	6H	18.7	19.3	19.1	19.6	19.9	18.8	19.3	19.1	19.7	20.0
	8H	18.7	19.2	19.1	19.6	19.9	18.7	19.3	19.1	19.6	20.0
	12H	18.6	19.2	19.0	19.5	19.9	18.7	19.2	19.1	19.6	19.9
4H	2H	18.8	19.5	19.2	19.8	20.1	18.8	19.4	19.1	19.7	20.0
	3H	18.7	19.2	19.1	19.6	19.9	18.7	19.2	19.1	19.6	19.9
	4H	18.6	19.1	19.0	19.4	19.8	18.6	19.1	19.0	19.4	19.8
	6H	18.5	18.9	18.9	19.3	19.7	18.5	18.9	18.9	19.3	19.7
	8H	18.5	18.8	18.9	19.3	19.7	18.5	18.8	18.9	19.3	19.7
	12H	18.4	18.8	18.9	19.2	19.6	18.4	18.8	18.9	19.2	19.6
8H	4H	18.5	18.8	18.9	19.3	19.7	18.5	18.8	18.9	19.3	19.7
	6H	18.4	18.7	18.9	19.1	19.6	18.4	18.7	18.9	19.1	19.6
	8H	18.3	18.6	18.8	19.1	19.6	18.3	18.6	18.8	19.1	19.6
	12H	18.3	18.5	18.8	19.0	19.5	18.3	18.5	18.8	19.0	19.5
12H	4H	18.4	18.8	18.9	19.2	19.6	18.4	18.8	18.9	19.2	19.6
	6H	18.3	18.6	18.8	19.1	19.6	18.3	18.6	18.8	19.1	19.6
	8H	18.3	18.5	18.8	19.0	19.5	18.3	18.5	18.8	19.0	19.5
Variations with the observer position at spacing:											
S =	1.0H	2.4 / -5.9					2.4 / -5.9				
	1.5H	4.6 / -13.0					4.6 / -13.0				
	2.0H	6.6 / -33.9					6.6 / -33.9				