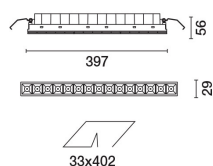



Last information update: February 2025

Product configuration: QY49.01

QY49.01: Minimal 15 cells - Flood - Tunable White LED - White

**Product code**

QY49.01: Minimal 15 cells - Flood - Tunable White LED - White

Technical description

Rectangular 15 optic element recessed miniaturised luminaire. LED lamps with different colour temperatures that allow them to be modulated. This variation is achieved by mixing the emission of 15 x 2700K high CRI LEDs and 15 x 6500K high CRI LEDs. Every optic element contains a warm LED and a cool LED, rotated progressively by 72° in order to cover an angle of 360° for 15 LEDs and obtain a perfect mixture on the ground even between products of different sizes. Main body with die-cast aluminium radiant surface; frameless version for mounting flush with ceiling. For recessed installation in a false ceiling, a specific adapter is required that is available with a separate item code. Metallised thermoplastic high definition - flood beam - optics are integrated in a set-back position in the black anti-glare screen. The structure of the optical system prevents a pinpoint effect, allowing precise, circular light distribution and emission with controlled glare. Supplied with an integrated power supply system (DALI DT8) that, without using additional components, allows the colour temperature to be changed by simply pressing a single button. A DALI programmable setup with an intuitive, easy-to-use touch screen can be obtained using the X479 code with the M630 power supply unit. This panel can be controlled in Bluetooth mode using an app that allows system control to be extended to remote devices, like tablets and smartphones.

Installation

The recess body is inserted in the specific adapter installed previously by means of a steel wire spring - check the thickness of the false ceiling and use a compatible frame available with a separate item code.

Colour

White (01)

Weight (Kg)

0.85

Mounting

wall recessed|ceiling recessed

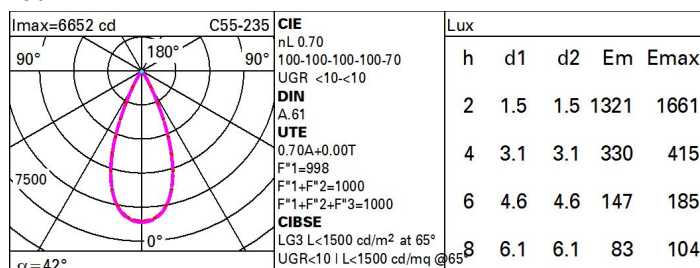
Wiring

Power units included. Various management solutions are available with a separate code. For technical data, properties and connection modes see the instruction sheet.

Complies with EN60598-1 and pertinent regulations

**Technical data**

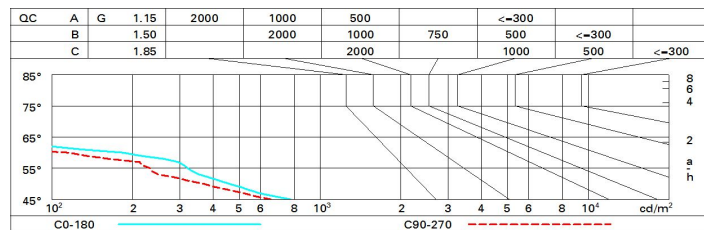
Im system:	3045	MacAdam Step:	3
W system:	33.4	Life Time LED 1:	> 50,000h - L90 - B10 (Ta 25°C)
Im source:	4350	Lamp code:	LED
W source:	28	Number of lamps for optical assembly:	1
Luminous efficiency (Im/W, real value):	91.2	ZVEI Code:	LED
Im in emergency mode:	-	Number of optical assemblies:	1
Total light flux at or above an angle of 90° [Lm]:	0	Power factor:	See installation instructions
Light Output Ratio (L.O.R.) [%]:	70	Inrush current:	29 A / 153 µs
Beam angle [°]:	42°	Maximum number of luminaires of this type per miniature circuit breaker:	B10A: 32 luminaires B16A: 51 luminaires C10A: 53 luminaires C16A: 86 luminaires
CRI (minimum):	80	Minimum dimming %:	1
CRI (typical):	82	Overvoltage protection:	2kV Common mode & 1kV Differential mode
Colour temperature [K]:	Tunable white 2700 - 6500	Control:	DALI-2

Polar

Utilisation factors

R	77	75	73	71	55	53	33	00	DRR
K0.8	63	60	58	56	59	57	57	55	78
1.0	66	63	61	59	62	60	60	58	83
1.5	69	67	65	64	66	65	64	62	89
2.0	71	70	69	67	69	68	67	65	93
2.5	73	71	71	70	71	70	69	67	96
3.0	74	73	72	71	72	71	70	68	98
4.0	74	74	73	73	73	72	71	70	99
5.0	75	74	74	74	73	73	72	70	100

Luminance curve limit



UGR diagram

Corrected UGR values (at 4350 lm bare lamp luminous flux)											
Reflect.:		viewed crosswise					viewed endwise				
ceiling		0.70	0.70	0.50	0.50	0.30	0.70	0.70	0.50	0.50	0.30
walls		0.50	0.30	0.50	0.30	0.30	0.50	0.30	0.50	0.30	0.30
work pl.		0.20	0.20	0.20	0.20	0.20	0.20	0.20	0.20	0.20	0.20
Room dim											
x	y										
2H	2H	5.9	6.4	6.2	6.6	6.9	6.1	6.6	6.4	6.8	7.1
	3H	5.8	6.2	6.1	6.5	6.8	6.0	6.4	6.3	6.7	7.0
	4H	5.7	6.1	6.1	6.4	6.7	5.9	6.3	6.3	6.6	6.9
	6H	5.7	6.0	6.0	6.3	6.7	5.9	6.2	6.2	6.5	6.9
	8H	5.6	6.0	6.0	6.3	6.6	5.8	6.2	6.2	6.5	6.8
	12H	5.6	5.9	6.0	6.3	6.6	5.8	6.1	6.2	6.5	6.8
4H	2H	5.7	6.1	6.1	6.4	6.7	5.9	6.3	6.3	6.6	6.9
	3H	5.6	5.9	6.0	6.3	6.6	5.8	6.1	6.2	6.5	6.8
	4H	5.5	5.8	5.9	6.2	6.5	5.7	6.0	6.1	6.4	6.8
	6H	5.4	5.7	5.8	6.1	6.5	5.6	5.9	6.0	6.3	6.7
	8H	5.4	5.6	5.8	6.0	6.5	5.6	5.8	6.0	6.2	6.7
	12H	5.3	5.5	5.8	6.0	6.4	5.5	5.7	6.0	6.2	6.6
8H	4H	5.4	5.6	5.8	6.0	6.5	5.6	5.8	6.0	6.2	6.7
	6H	5.3	5.5	5.7	5.9	6.4	5.5	5.7	5.9	6.1	6.6
	8H	5.2	5.4	5.7	5.8	6.3	5.4	5.6	5.9	6.1	6.5
	12H	5.2	5.3	5.7	5.8	6.3	5.4	5.5	5.9	6.0	6.5
12H	4H	5.3	5.5	5.8	6.0	6.4	5.5	5.7	6.0	6.2	6.6
	6H	5.2	5.4	5.7	5.8	6.3	5.4	5.6	5.9	6.1	6.5
	8H	5.2	5.3	5.7	5.8	6.3	5.4	5.5	5.9	6.0	6.5
Variations with the observer position at spacing:											
S =		1.0H	6.7 / -17.0				6.6 / -18.7				
		1.5H	9.5 / -23.9				9.5 / -27.2				
		2.0H	11.5 / -33.7				11.5 / -32.9				