

Last information update: January 2025

Product configuration: QY00.12+QX47.01

QY00.12: LED module - L 1192 - 78° - down emission - high output - warm white - integrated DALI dimmable control gear - emergency - Aluminium

QX47.01: IN60 MMO - Down Module - Frame - L= 1192 - White



Product code

QY00.12: LED module - L 1192 - 78° - down emission - high output - warm white - integrated DALI dimmable control gear - emergency - Aluminium

Technical description

LED module set up for housing in IN60 MMO down emission system profiles. The raster is made of metallised thermoplastic. The luminaire generates a down emission with controlled luminance $L \leq 3000 \text{ cd/m}^2 - \alpha > 65^\circ$, for use in environments with video monitors in compliance with EN 12464-1. The version is High Output. Supplied with DALI and INVERTER dimmable electronic control gear. Warm white LED (3000K), CRI90.

Installation

Module insertion on compartments with a mechanical easy-push system (steel snap-on springs).

Colour

Aluminium (12)

Weight (Kg)

1.55

Wiring

Quick coupling input terminal block connection. LED module complete with integrated DALI control gear and INVERTER for emergencies. The electrical cables used are made of a "halogen free" material.

Complies with EN60598-1 and pertinent regulations



Product code

QX47.01: IN60 MMO - Down Module - Frame - L= 1192 - White

Technical description

The L profile=1192 mm is made of extruded aluminium. This is the Frame version for down emission. The product can be used for recessed applications and for both stand alone and continuous line versions.

Installation

It can be recessed using suitable accessories to be ordered separately. The modules are completed with end caps and rasters with LEDs to be ordered separately.

Colour

White (01)

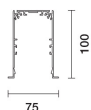
Weight (Kg)

2.17

Mounting

ceiling recessed

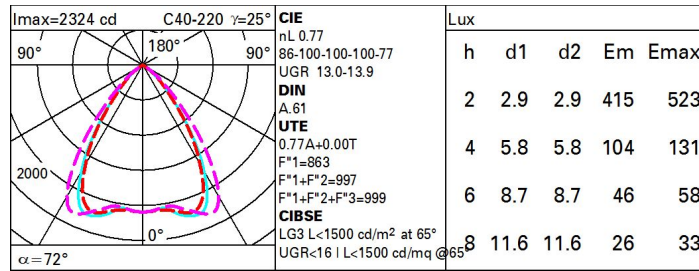
Complies with EN60598-1 and pertinent regulations



Technical data

Im system:	3196	Lamp code:	LED
W system:	24	Number of lamps for optical assembly:	1
Im source:	4150	ZVEI Code:	LED
W source:	24	Number of optical assemblies:	1
Luminous efficiency (Im/W, real value):	133.1	Power factor:	See installation instructions
Im in emergency mode:	-	Inrush current:	18 A / 250 µs
Total light flux at or above an angle of 90° [Lm]:	0	Maximum number of luminaires of this type per miniature circuit breaker:	B10A: 21 luminaires B16A: 34 luminaires C10A: 35 luminaires C16A: 57 luminaires
Light Output Ratio (L.O.R.) [%]:	77	Minimum dimming %:	1
CRI (minimum):	90	Overvoltage protection:	2kV Common mode & 1kV Differential mode
Colour temperature [K]:	3000	Control:	DALI-2
MacAdam Step:	3		

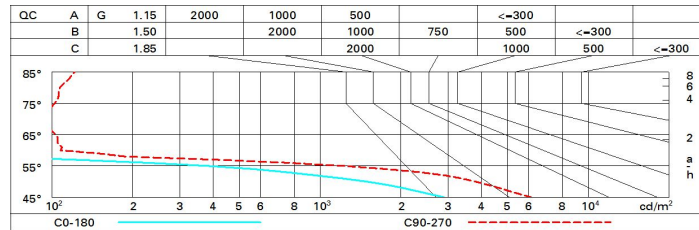
Polar



Utilisation factors

R	77	75	73	71	55	53	33	00	DRR
K0.8	65	60	56	54	59	56	56	53	68
1.0	69	64	61	59	63	61	60	57	74
1.5	74	70	68	66	69	67	67	64	83
2.0	77	74	72	71	73	71	71	68	88
2.5	78	76	75	74	75	74	73	71	92
3.0	79	78	77	76	77	76	75	72	94
4.0	81	79	78	78	78	77	76	74	96
5.0	81	80	79	79	79	78	77	75	97

Luminance curve limit



UGR diagram

Corrected UGR values (at 4150 lm bare lamp luminous flux)												
Reflect.: ceiling/cav walls work pl. Room dim x y		0.70	0.70	0.50	0.50	0.30	0.70	0.70	0.50	0.50	0.30	0.30
		0.50	0.30	0.50	0.30	0.30	0.50	0.30	0.50	0.30	0.30	0.30
		0.20	0.20	0.20	0.20	0.20	0.20	0.20	0.20	0.20	0.20	0.20
		viewed crosswise					viewed endwise					
2H	2H	13.5	14.2	13.8	14.4	14.6	14.4	15.1	14.7	15.3	15.5	15.5
	3H	13.4	14.0	13.7	14.2	14.5	14.3	14.9	14.6	15.1	15.4	15.4
	4H	13.3	13.9	13.7	14.1	14.4	14.2	14.8	14.6	15.1	15.4	15.4
	6H	13.2	13.7	13.6	14.0	14.4	14.1	14.6	14.5	15.0	15.3	15.3
	8H	13.2	13.7	13.6	14.0	14.3	14.1	14.6	14.5	14.9	15.3	15.3
	12H	13.2	13.6	13.5	14.0	14.3	14.1	14.5	14.4	14.9	15.2	15.2
4H	2H	13.3	13.9	13.7	14.2	14.5	14.2	14.7	14.5	15.0	15.3	15.3
	3H	13.2	13.6	13.6	14.0	14.3	14.1	14.5	14.5	14.9	15.2	15.2
	4H	13.1	13.5	13.5	13.9	14.3	14.0	14.4	14.4	14.8	15.1	15.1
	6H	13.0	13.4	13.4	13.8	14.2	13.9	14.2	14.3	14.6	15.1	15.1
	8H	13.0	13.3	13.4	13.7	14.1	13.9	14.2	14.3	14.6	15.0	15.0
	12H	12.9	13.2	13.4	13.6	14.1	13.8	14.1	14.3	14.5	15.0	15.0
8H	4H	13.0	13.3	13.4	13.7	14.1	13.9	14.2	14.3	14.6	15.0	15.0
	6H	12.9	13.1	13.3	13.6	14.1	13.8	14.0	14.2	14.5	14.9	14.9
	8H	12.8	13.1	13.3	13.5	14.0	13.7	13.9	14.2	14.4	14.9	14.9
	12H	12.8	13.0	13.3	13.5	14.0	13.7	13.9	14.2	14.3	14.9	14.9
12H	4H	12.9	13.2	13.4	13.6	14.1	13.8	14.1	14.3	14.5	15.0	15.0
	6H	12.8	13.1	13.3	13.5	14.0	13.7	13.9	14.2	14.4	14.9	14.9
	8H	12.8	13.0	13.3	13.5	14.0	13.7	13.9	14.2	14.3	14.9	14.9
Variations with the observer position at spacing:												
S =		1.0H	3.8 / -11.4					3.2 / -9.1				
		1.5H	5.5 / -25.8					5.3 / -20.9				
		2.0H	7.4 / -26.4					7.2 / -21.3				